

CONTENTS

Communication BUS architecture	page 3
<hr/>	
Shared functions	page 15
<hr/>	
Wiring diagrams	page 84
<hr/>	
Equipment locations	page 292
<hr/>	
Layout of controls	page 489
<hr/>	
Electrical distribution	page 495
<hr/>	
Chassis-cab/bulkhead grommet connection	page 530
<hr/>	
Trailer connectors	page 538
<hr/>	
Available power supplies	page 548
<hr/>	
Wiring harnesses	page 560
<hr/>	
Cab inter-connectors	page 665
<hr/>	
Chassis interconnectors	page 694
<hr/>	

Euro V CAN BUS architecture

Equipment key

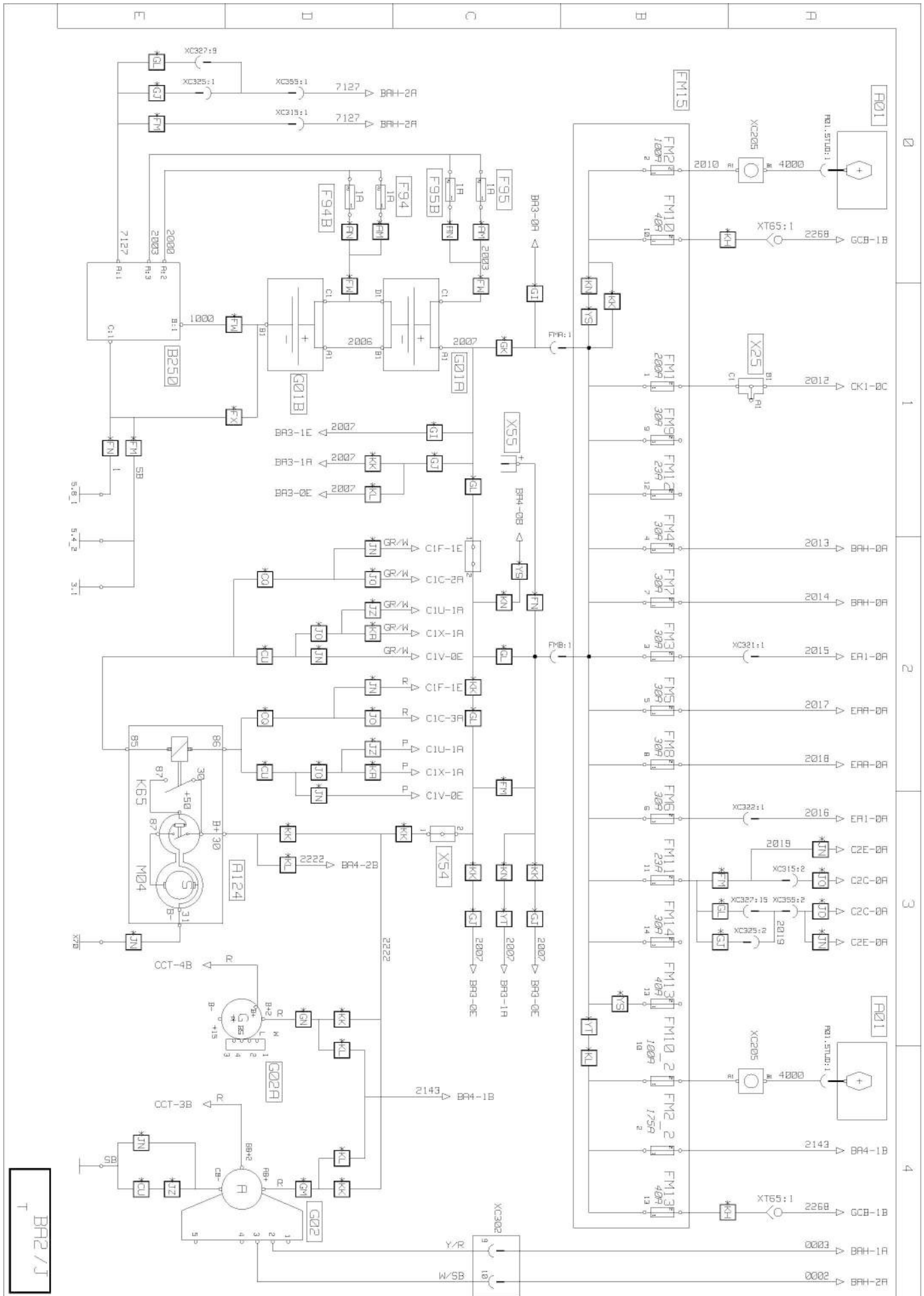
Code	Title of the function	Location
A03A	Main information display	C2b
A07	Radio set	B2b/C2a
A13A	Automated manual transmission management control unit	B4d
A14	Engine electronic control unit (EECU)	B3d
A21	Electronic braking system control unit (EBS)	B5d
A26	Driving assist management control unit (DACU)	B2c
A26B	Driving assist management control unit (DACU)	B2c
A31	Vehicle anti-theft system ECU (AECU)	B2c
A33	Tachograph	C2a
A34B	Air conditioning management control unit	A2c
A36	Body builder pre-equipment management control unit (BBM)	B2c
A77	Tyre pressure monitoring control unit	B6d
A125	On-board management system interface control unit	B1a
A132	Vehicle immobiliser alcolock control unit	B2c
A154	Video display	B2b
A160	Cab information management control unit (CIOM)	B2c
A161	Man/machine interface management control unit (HMIIOM)	B2c
A162	Front chassis area information management control unit (FCIOM)	A2d
A163	Central chassis area information management control unit (CCIOM)	B6d
A164	Rear chassis area information management control unit (RCIOM)	B8d
A165L	Left-hand door information management control unit (DDM/PDM)	C3c
A165R	Right-hand door information management control unit (DDM/PDM)	A3c
A169	Video control unit (VS)	B2c
A174	Exhaust gas after-treatment control module (ACM)	B6d
A175	Additional telematics management control unit (TESP)	B2c
A176	Camera unit plus lane position change and object detection sensors (LPOS)	B1a
A176B	Camera unit plus lane position change and object detection sensors (LPOS)	B1a
A177	Air production management control unit (APM)	C5d/B6d
A187	Main vehicle management control unit (VMCU)	B2b
A231	Service and entertainment module (SEM)	B2b
B96A	Nitrogen oxide concentration sensor upstream of catalytic converter	A5d
B238	Object detection and distance radar sensor (FLS)	B1d
B238B	Object detection and distance radar sensor (FLS)	B1d
X26	Onboard management pre-arrangement (ECU)	B2c
X43	Vehicle diagnostic socket (OBD)	C2c

List of "equipment" codes

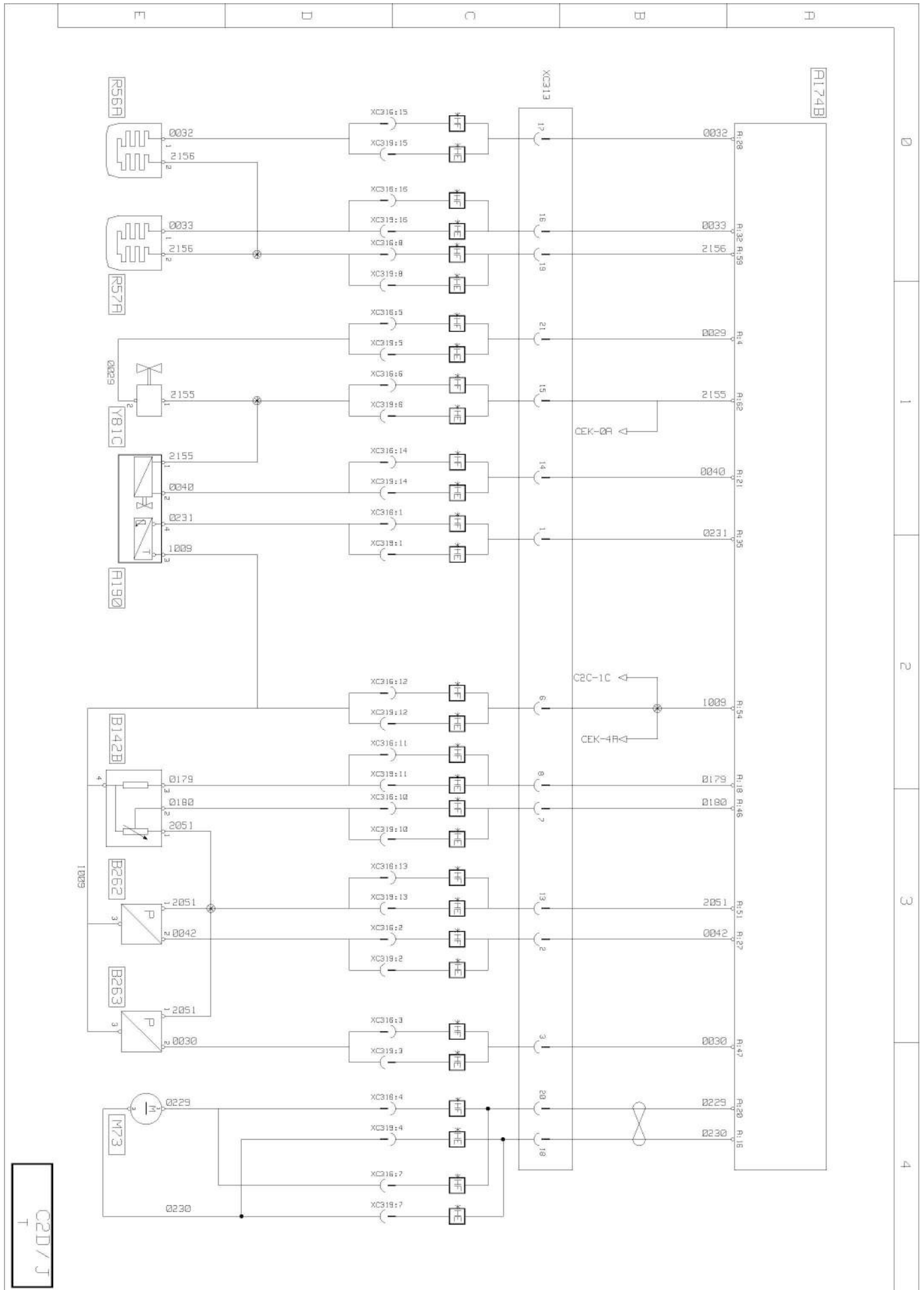
Equipment key

Code	Title of the function	Diagram page no.
A01	Electrical distribution box in cab	-
A03A	Main information display	CAK
A06	Driver's heated seat unit	GC1
A07	Radio set	GDH
A13A	Automated manual transmission management control unit	CD5
A13B	Automated manual transmission management control unit	CD5
A14	Engine electronic control unit (EECU)	C1C/C1D/C1E/C1F/C1G/C1T/ C1U/C1V/C1W/C1X
A21	Electronic braking system control unit (EBS)	CF3/CFR/CFS/CKA/HBD/HBE/ HBF
A26	Driving assist management control unit (DACU)	FJK
A26B	Driving assist management control unit (DACU)	FJL
A28B	ADR vehicle master power supply management control unit	BA3
A31	Vehicle anti-theft system ECU (AECU)	DAA
A33	Tachograph	CB1
A34B	Air conditioning management control unit	GBP
A36	Body builder pre-equipment management control unit (BBM)	JAC
A41	Retarder equipment unit	CEK
A42	Clutch control apparatus assembly	CD5
A43	Engine fan speed regulator unit	C1D/C1E/C1G/C1T/C1W
A45	Fuel heating unit	C1C/C1F/C1U/C1V/C1X
A48	Television set	GE2
A77	Tyre pressure monitoring control unit	CG1
A122	Remote payment system management control unit	CBK
A123	Remote payment system transmitter	CBK
A124	Starter motor assembly	BA2
A125	On-board management system interface control unit	CBT
A132	Vehicle immobiliser alcolock control unit	DAK
A133	Vehicle immobiliser alcolock sensor	DAK
A154	Video display	DAE
A160	Cab information management control unit (CIOM)	DA6/EFG/GF1
A161	Man/machine interface management control unit (HMIOM)	CAK/GF2
A162	Front chassis area information management control unit (FCIOM)	EA1/EFG/FA1/GA1/GBP
A163	Central chassis area information management control unit (CCIOM)	BAH/C2E/CDU/CF3/CG1/CGA/ CGC/HBD/HBE/HBF/JAE
A164	Rear chassis area information management control unit (RCIOM)	CDU/CF3/CGA/CGC/CK1/EAA/ EBH/HBD/HBE/HBF
A165L	Left-hand door information management control unit (DDM/PDM)	DA7
A165R	Right-hand door information management control unit (DDM/PDM)	DA8

Energy production – Standard and ADR



Engine management - Urea solution supply 2/2 (Euro VI)



C2D/J
T

Gearbox management – Manual gearbox

Equipment key

Code	Title of the function	Location
A163	Central chassis area information management control unit (CCIOM)	B6d
B09B	Gearbox oil temperature sensor	B4d
S47	Position sensor - low speed range engaged	B4d
S49	Position sensor - reverse gear engaged	B4d
S63	Position sensor - low speed range engaged	B4d
S101	Position sensor - gear selector in neutral	B4d
S124C	Power take-off no. 1 position sensor	B4d
Y06	Range change locking solenoid valve	B4d
Y31	First gear locking solenoid valve	B4d

Safety management - Right-hand door management

Equipment key

Code	Title of the function	Location
A01	Electrical distribution box in cab	B2b
A165R	Right-hand door information management control unit (DDM/PDM)	A3c
A187	Main vehicle management control unit (VMCU)	B2b
E130R	Right-hand door edge illumination light	A3c
K21	Electric rear-view mirror power supply relay	B2b
M09R	Right-hand front door locking system assembly	A3c
M44R	Right-hand front door window lift motor with anti-pinch system	A3c
M45R	Right-hand front door window lift motor	A3c
MAMR	Wide angle rear view mirror motor, RH side	A2a
MMMR	Main rear view mirror motor, RH side	A2a
R02AR	Electric rear-view mirror, right-hand side	A2a
RAMR	Heated wide angle mirror, RH side	A2a
RMMR	Heated main mirror, RH side	A2a
S36R	Control for right-hand front window lift motor	A3c

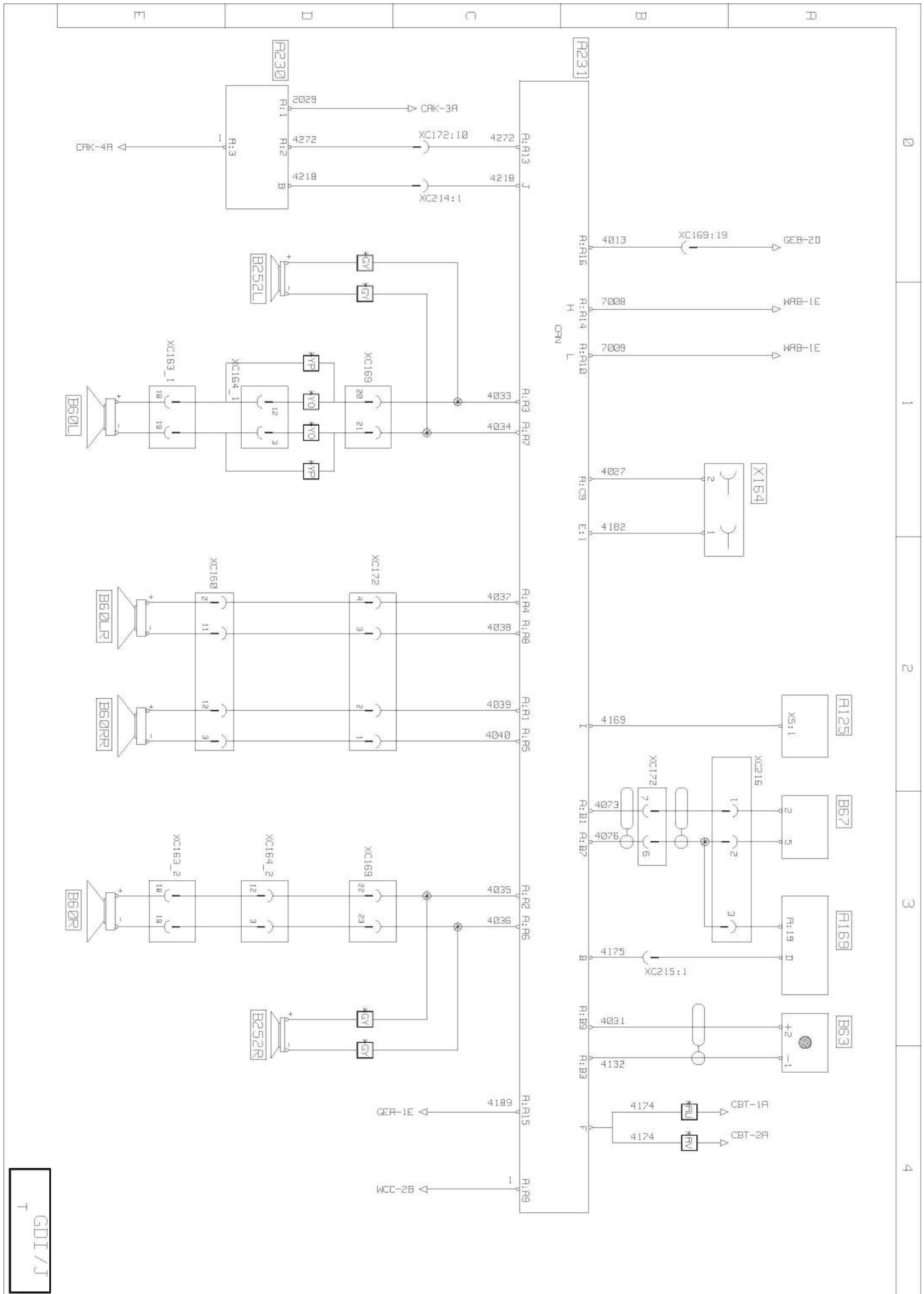
AU : left-hand drive

AV : right-hand drive

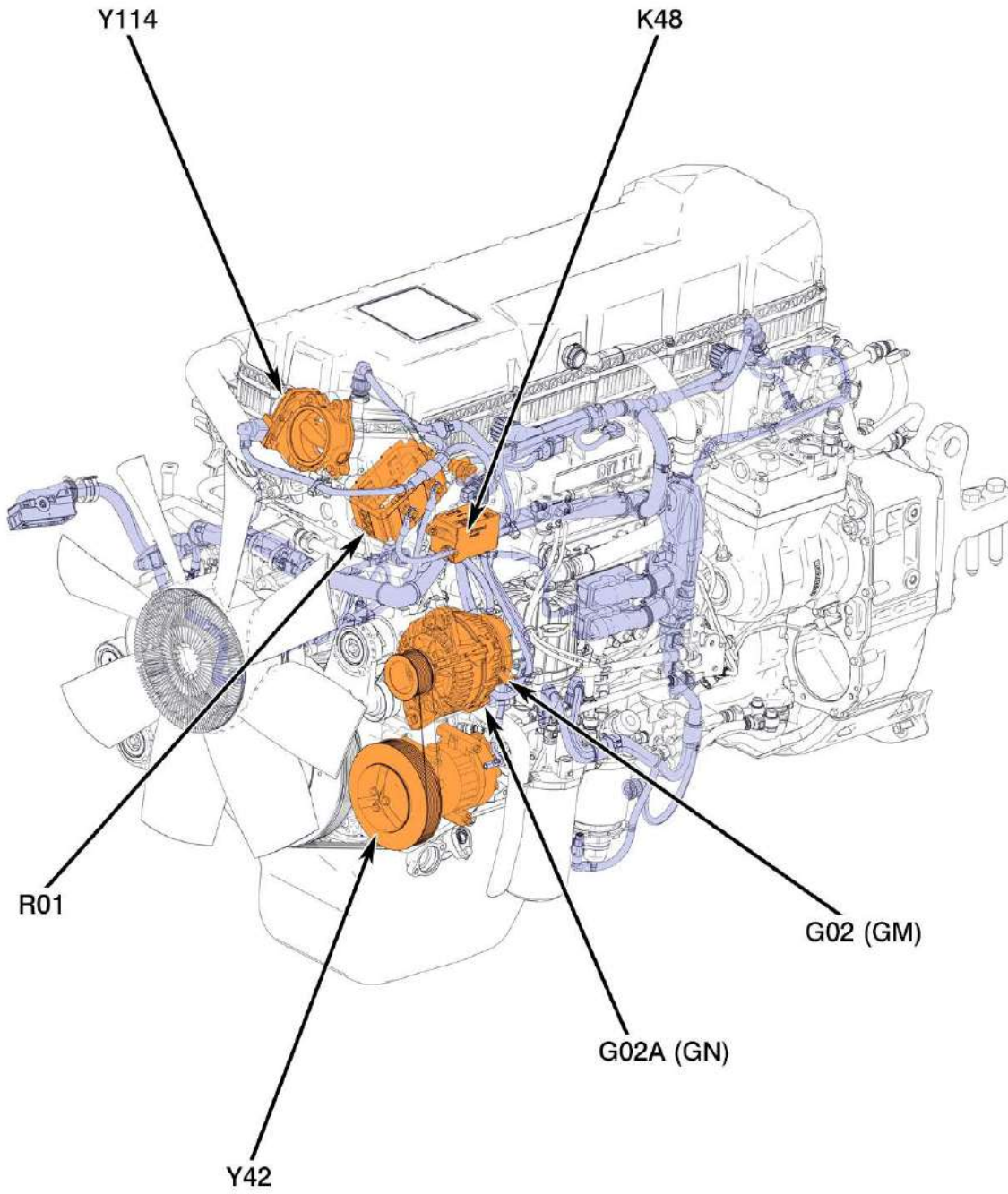
KH : with windscreen de-icing

	Direct after battery power supply.
---	------------------------------------

Life on board - Services and entertainment module

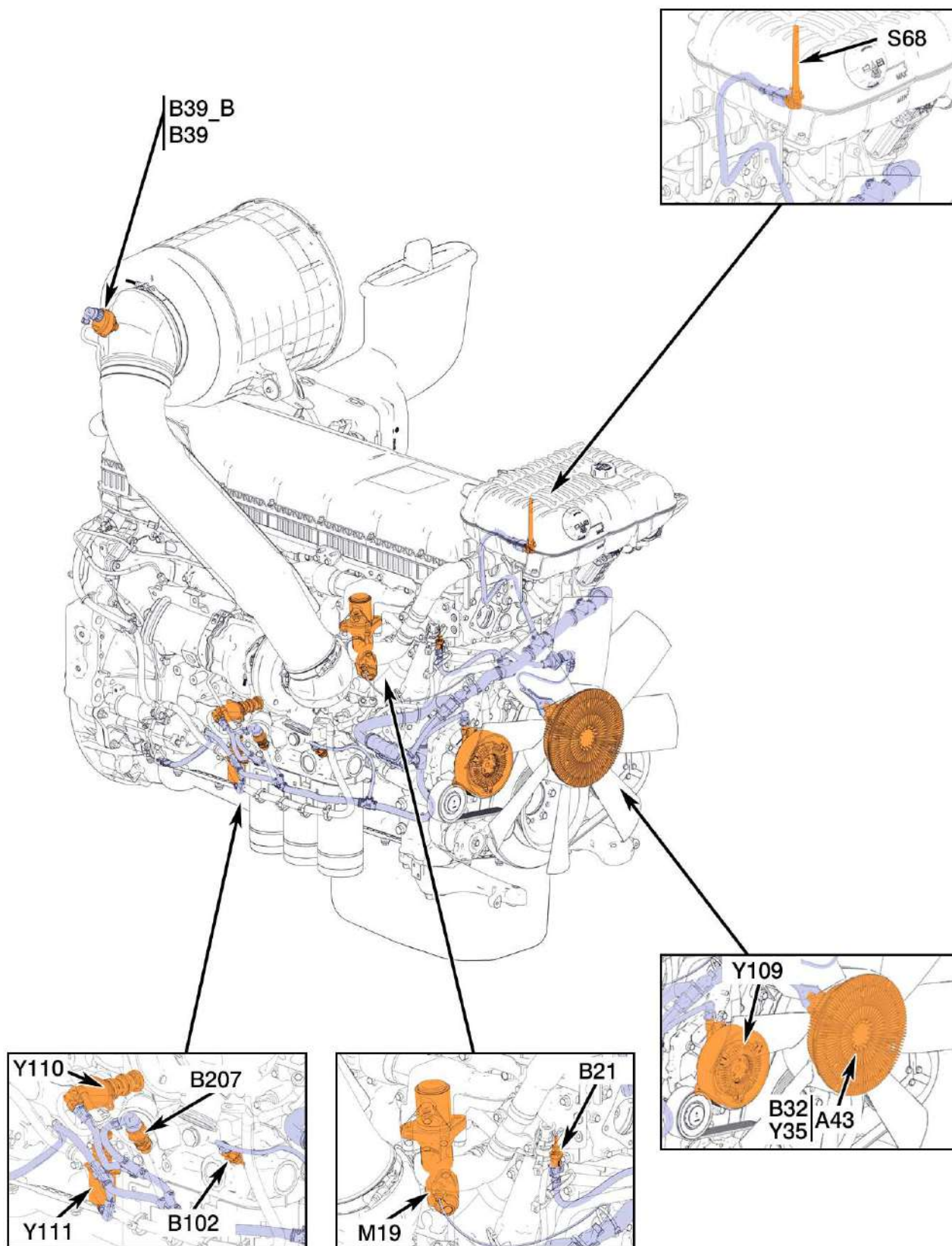


Layout of equipment on the 11-litre engine (1/2) - Euro VI



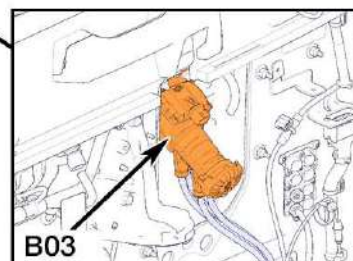
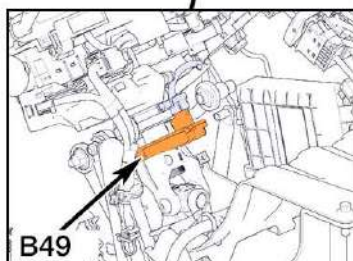
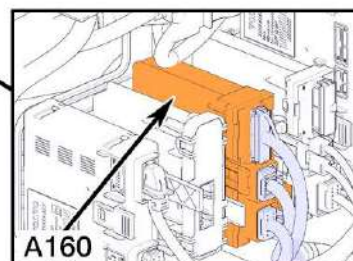
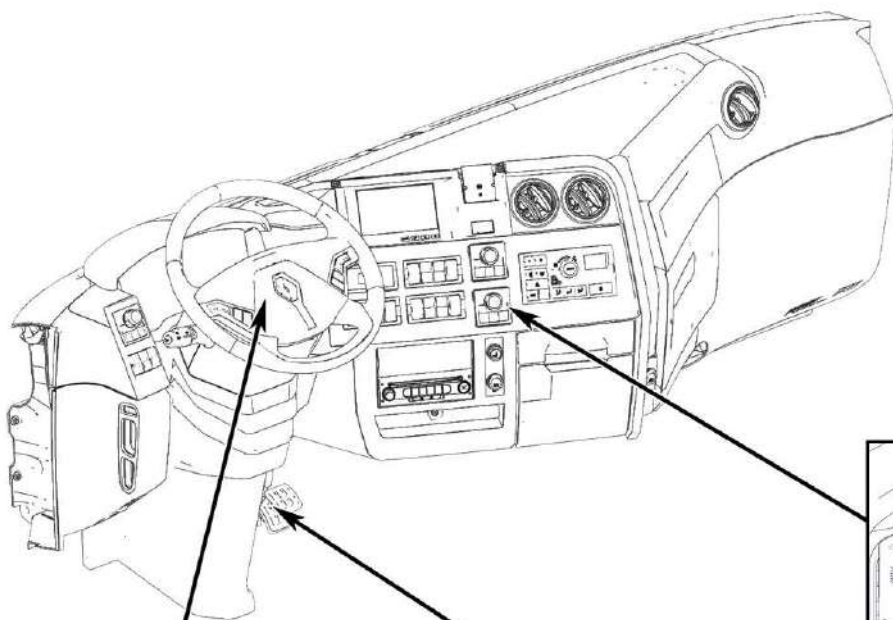
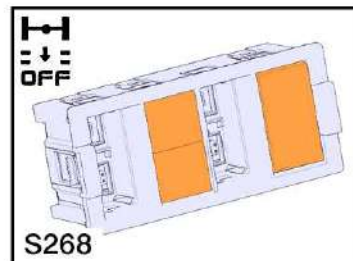
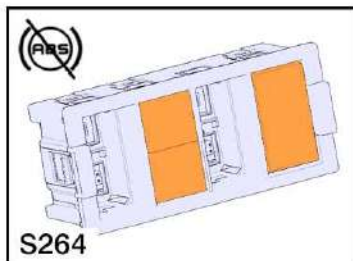
T3116469

13-litre engine electronic management – Euro VI Phase 1 OBDEP-A (2/2)



T3108352

Braking management - EBS equipment



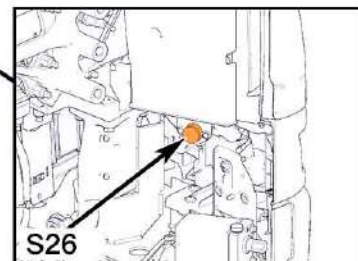
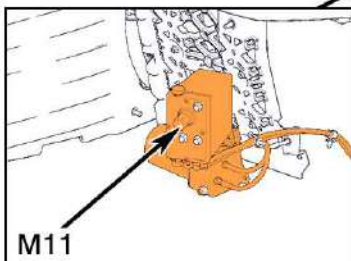
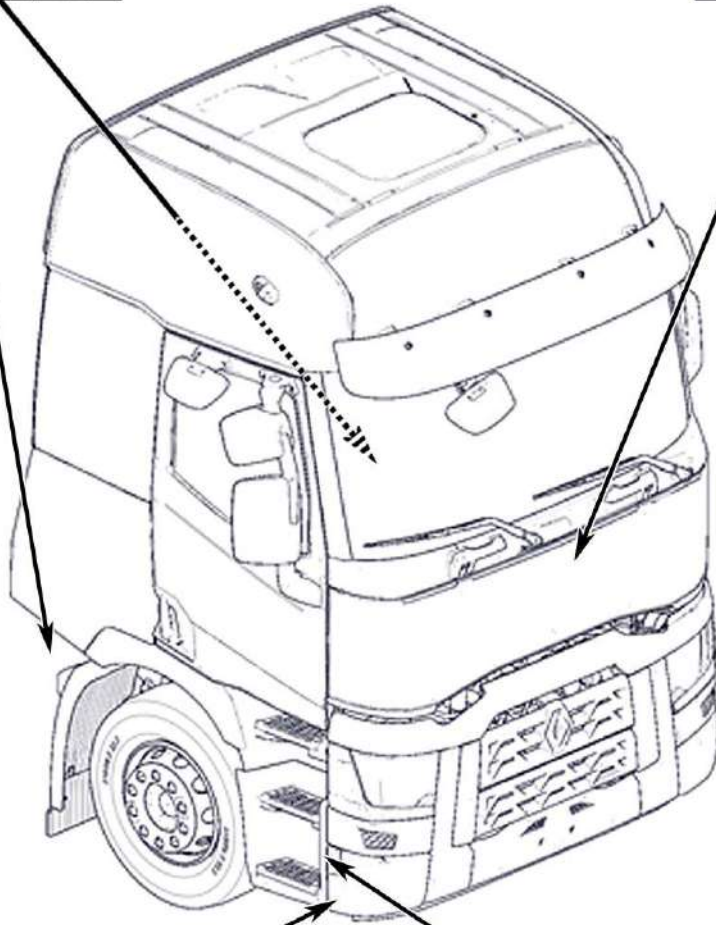
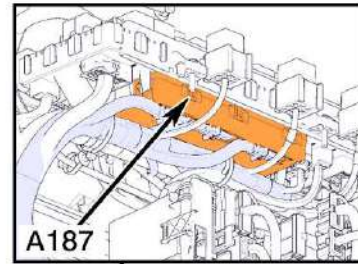
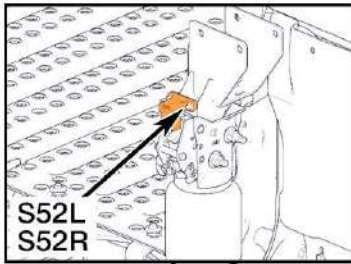
T3101499

Power take-off on rigid

Equipment key

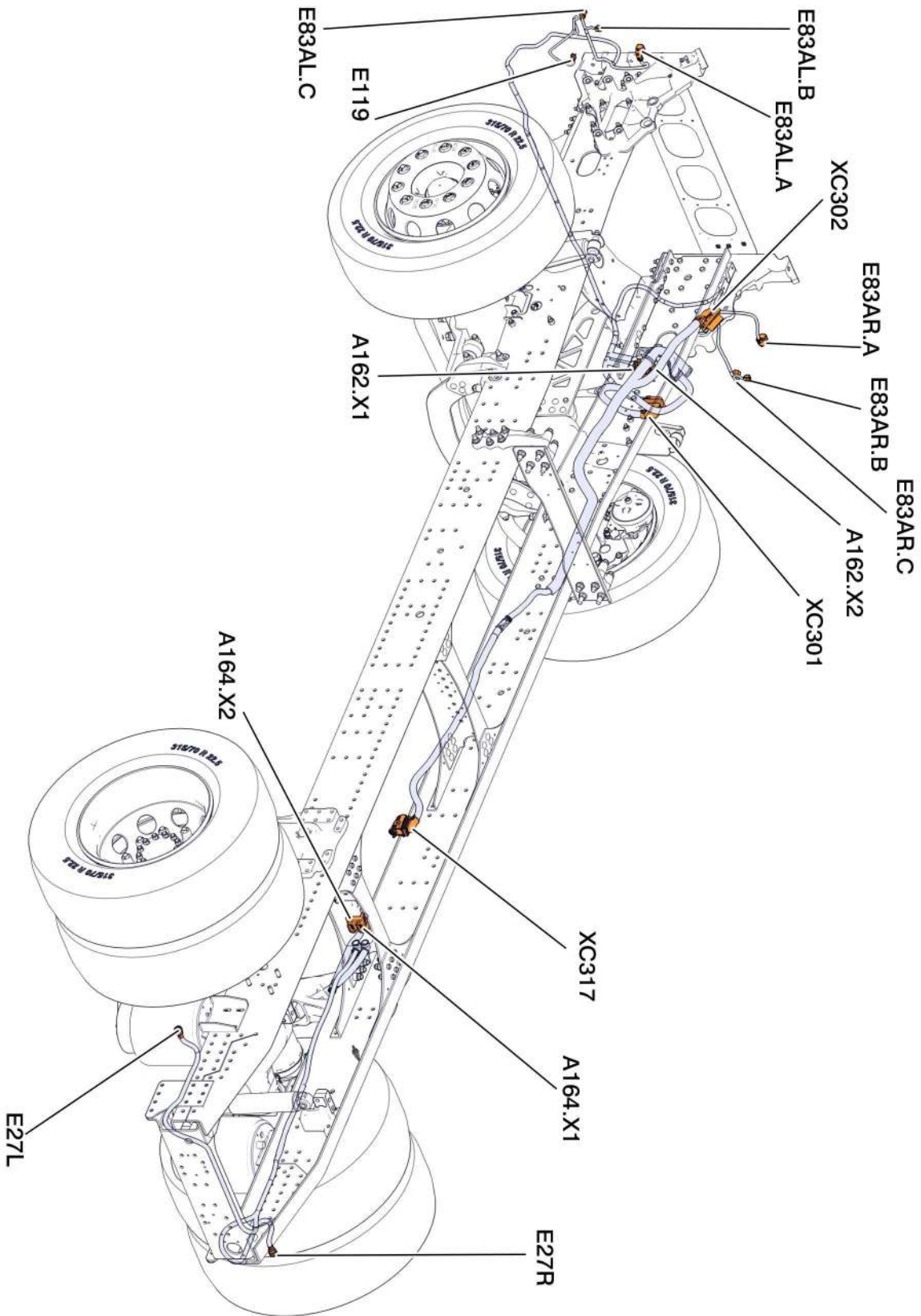
Code	Title of the function	Diagram page No.
A160	Cab information management control unit (CIOM)	DA6/EFG/GF1
A163	Central chassis area information management control unit (CCIOM)	BAH/C2E/CDU/CF3/CG1/ CGA/CGC/HBD/HBE/HBF/ JAE
S124C	Power take-off no. 1 position sensor	CD9
S264	Repositionable control unit (group 1)	GF1
Y18A	Power take-off no. 1 engagement solenoid valve	JAE
Y18B	Power take-off no. 2 engagement solenoid valve	JAE

Vehicle maintenance – Cab tilt



T3102356

Routing of the exterior lighting wiring harness on the chassis - With main beam headlights



T3099274