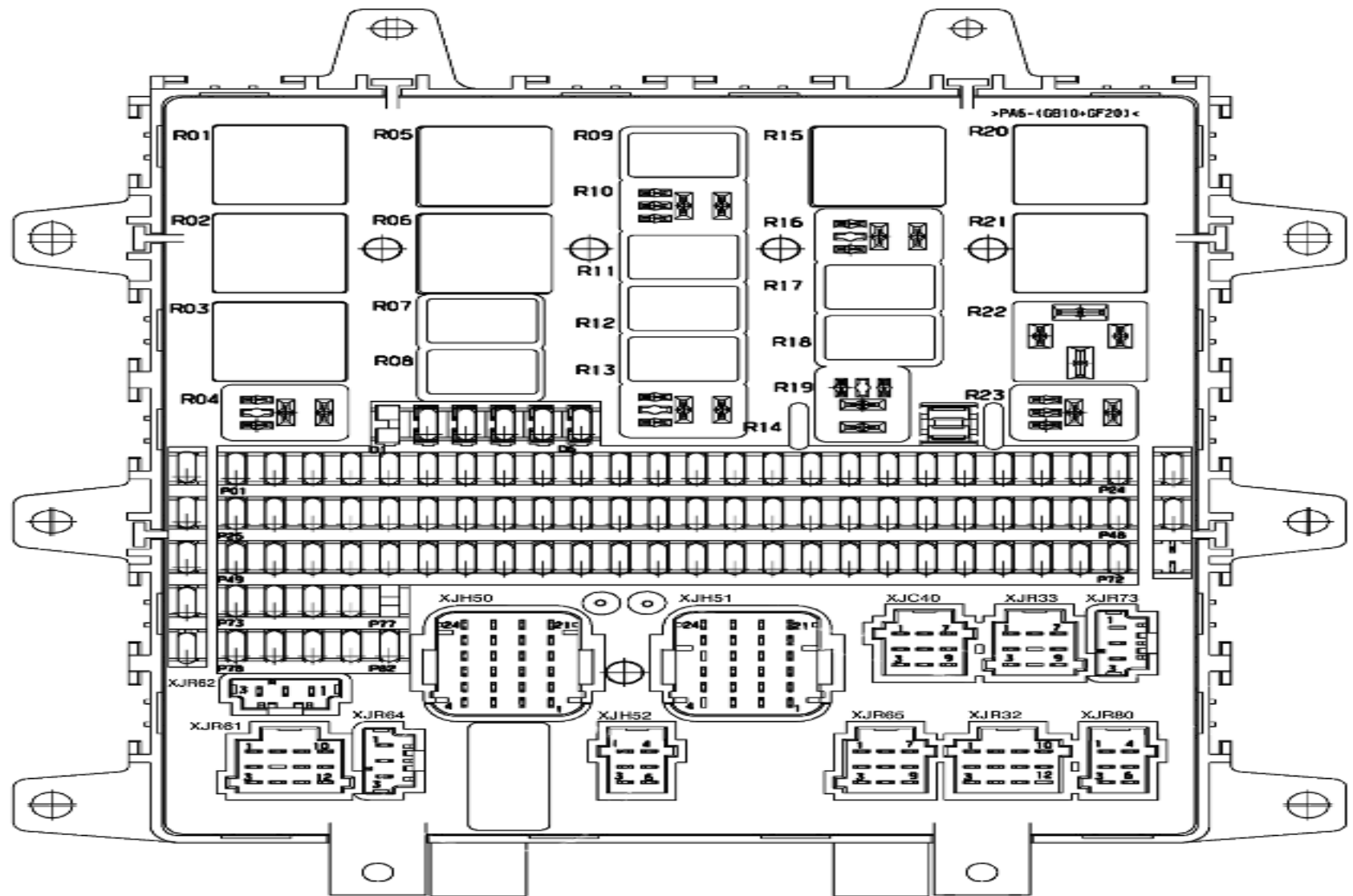
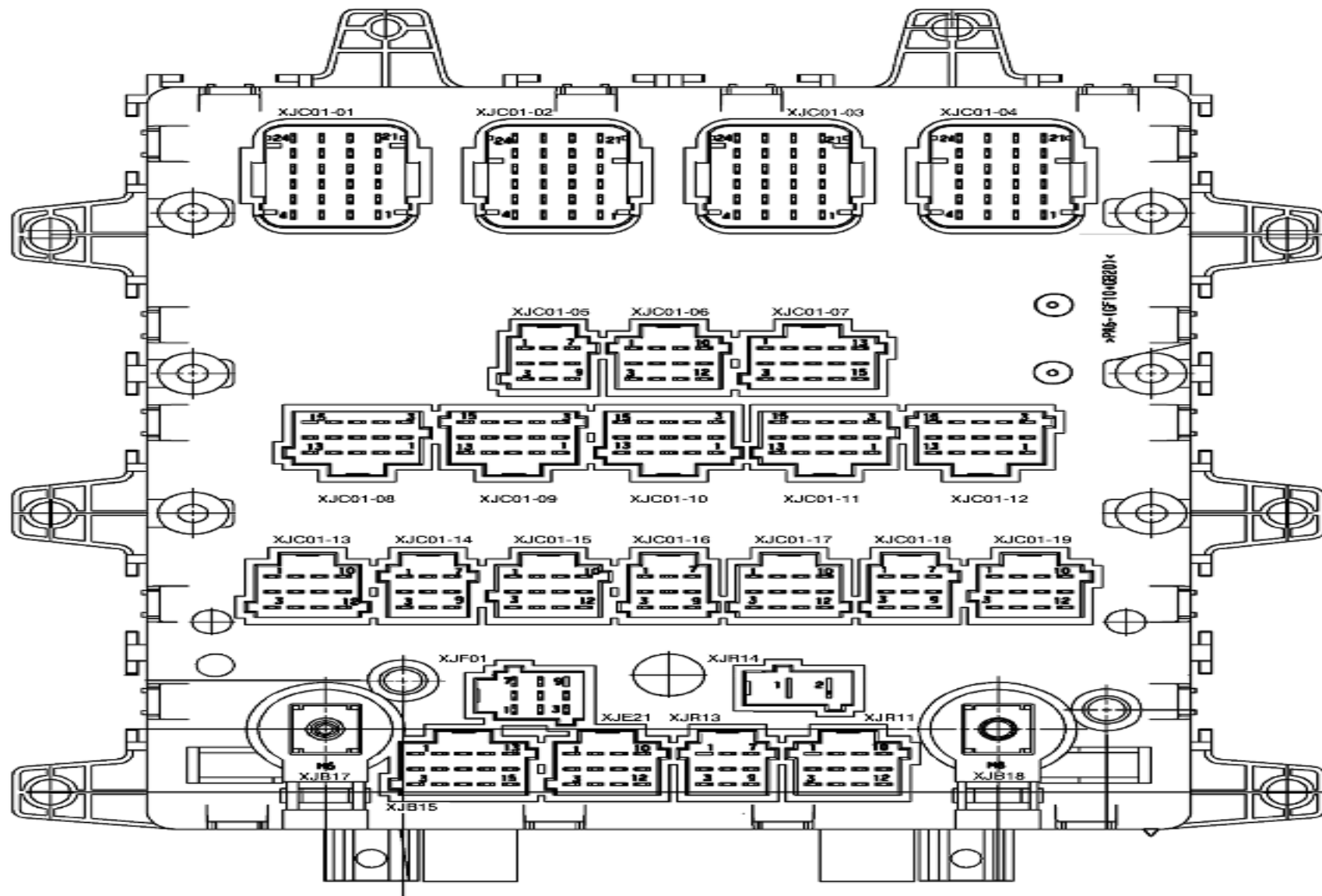


Group 0 - Electronics

Polarity N°	Designation
0010	Communication bus J1587-1 (+ signal)
0011	Communication bus J1587-1 (- signal)
0012	Communication bus J1939-1 (+ signal)
0013	Communication bus J1939-1 (- signal)
0014	Not assigned
0015	Radio remote control
0016	Radio remote control
0017	Radio remote control
0018	Radio remote control
0019	Radio remote control
0020	Radio remote control
0021	“ZF” communication bus (+ signal)
0022	“ZF” communication bus (- signal)
0023	Power supply relay control by vehicle management ECU
0024	Injection pump and camshaft speed sensor information (electronic injection / - signal)
0025	Injection pump and camshaft speed sensor information (electronic injection / + signal)
0026	Gear lever communication bus (+ signal)
0027	Hydraulic retarder proportional solenoid valve control
0029	Hydraulic retarder oil boosting solenoid valve control
0031	Hydraulic retarder coolant temperature information
0032	Hydraulic retarder coolant temperature information
0038	Retarder manual control (analogue signal)
0039	Alarm siren activation and/or disabling encoded line
0045	Communication bus for EBS trailer socket (+ signal)
0046	Communication bus for EBS trailer socket (- signal)
0056	Vehicle speed sensor encrypted data line
0057	Information display pull-down menu sequence change signal
0058	Information display pull-down menu sequence change signal
0061	Gearbox input shaft speed information (+ signal)
0062	Gearbox input shaft speed information (- signal)
0063	Automatic gearbox casing oil level sensor power supply
0064	Automatic gearbox identification line





A

28
1 55
2023 88

1
2023

273

0012 0013

851

0031 0032

184

0027 273

183

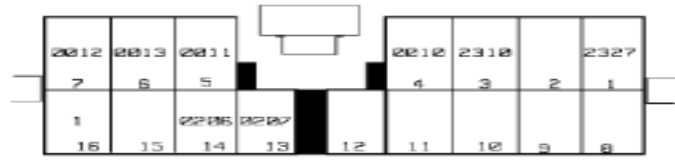
0029 56

1 29

A65F

G021

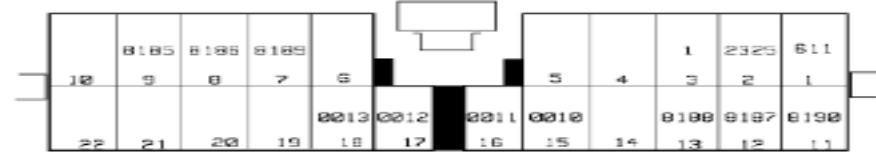
B



A64_B

G018

C



A65

G019

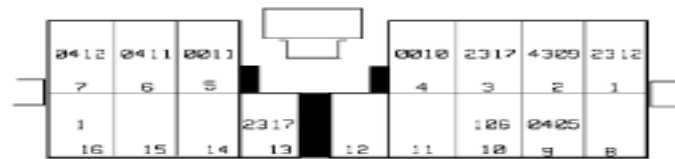
D



A107

G100

E

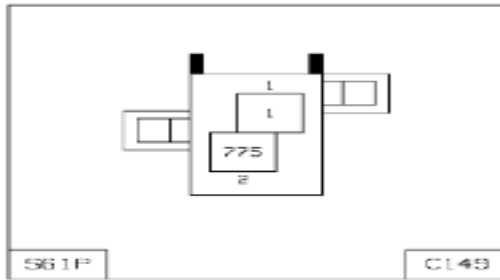


A125_S.OK

G018

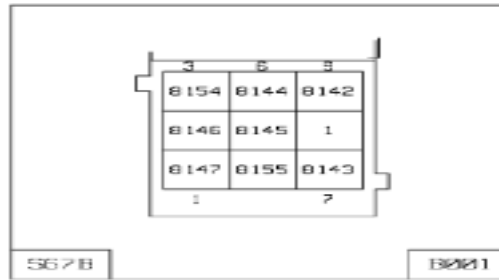
225785 / A
W44

A



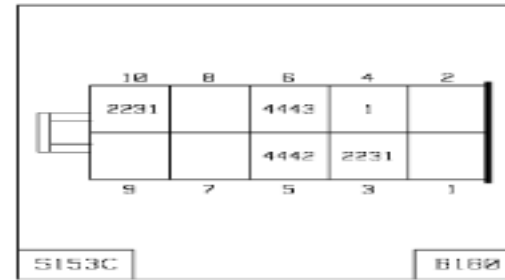
561P

CL43



567B

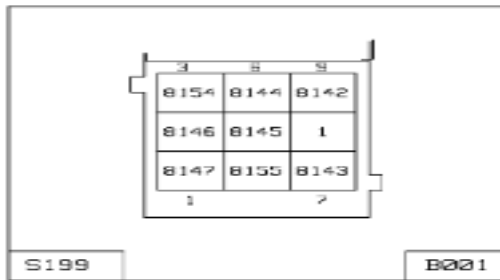
B001



S153C

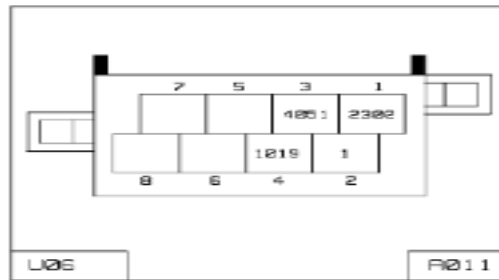
B180

B



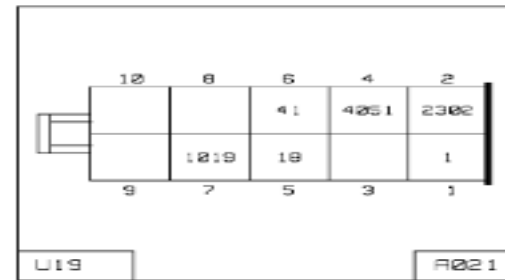
S199

B001



U06

A011



U19

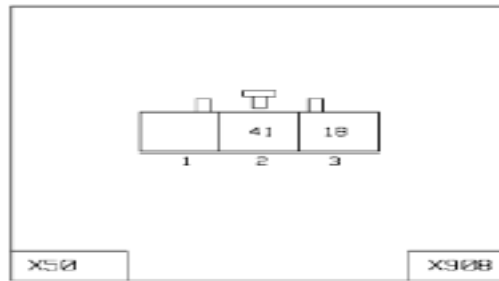
A021

C



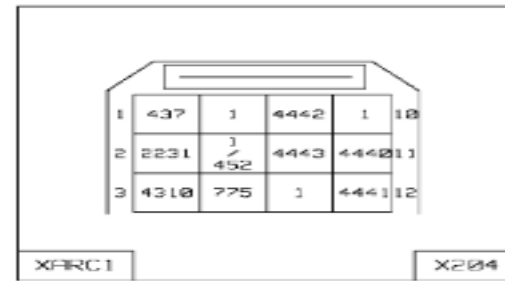
X07R

XS0B



XS0

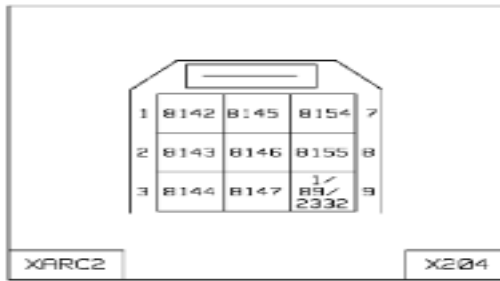
XS0B



XARC1

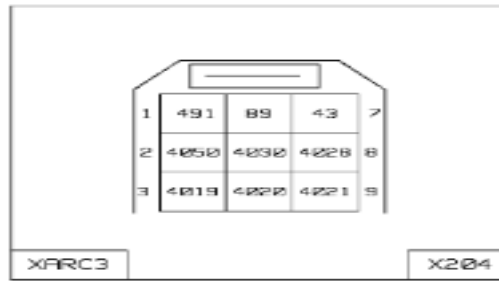
X204

D



XARC2

X204



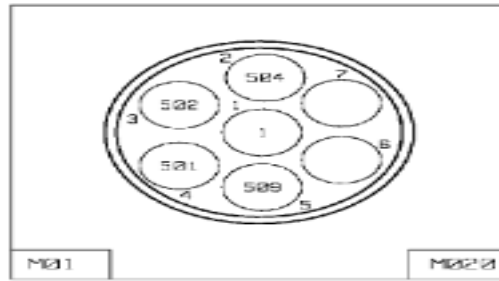
XARC3

X204

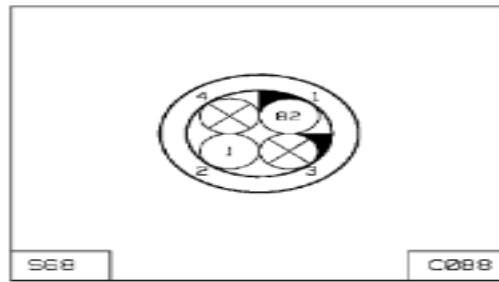
E

225785 / A
X03

A



B



C

21				522	5077	040	
				524	501	072	
				82	509	036	
				1	056		
	24	20	16	12	9	4	

The diagram is labeled XT65 at the bottom left and R002 at the bottom right.

D

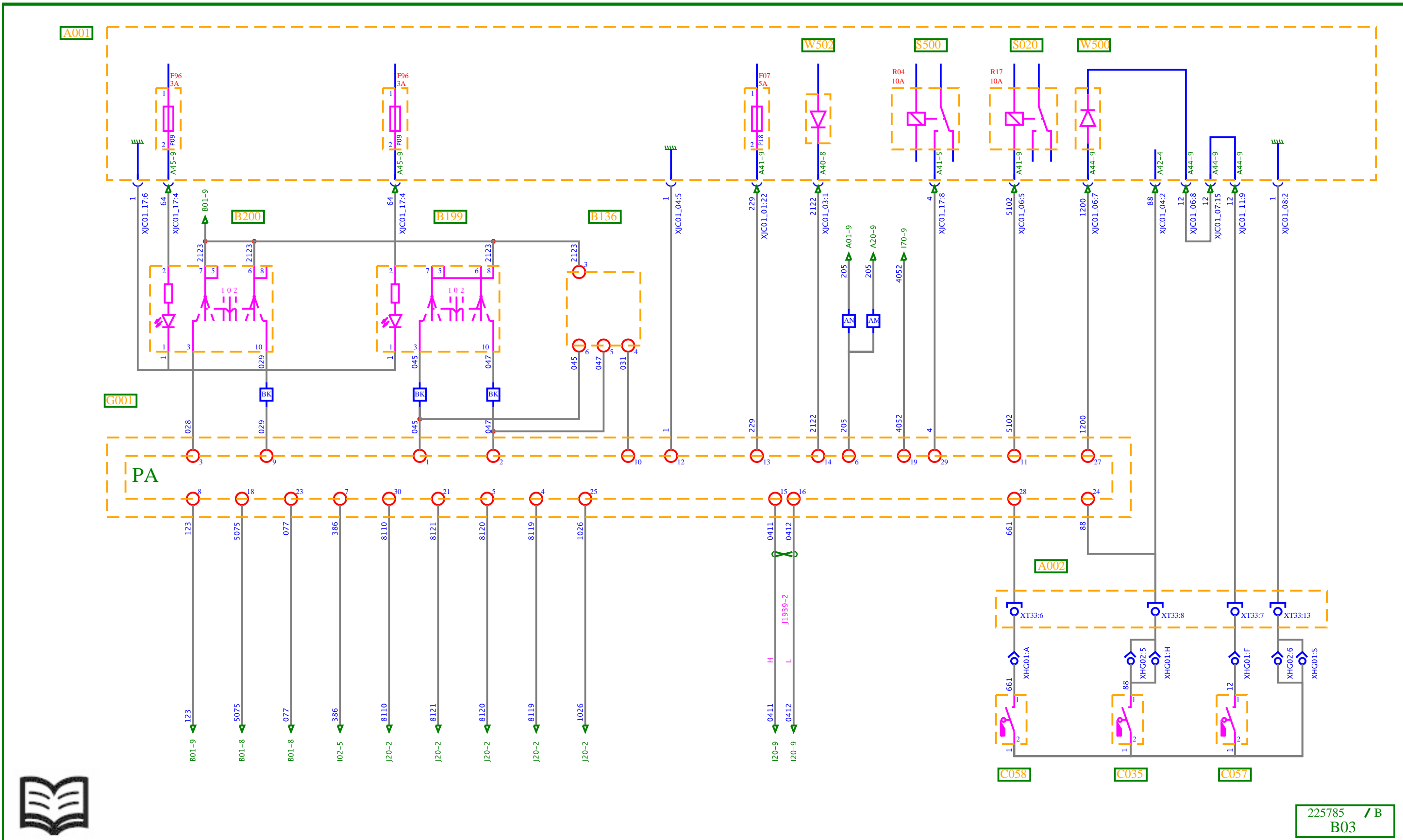
E

225785 / A
X60

1058	Fuel preheating relay control
1077	Earth delivered by engine management ECU for starting relay control
1081	Piloted axle control sensor earth
1084	Piloted axle control solenoid valve earth
1119	Alarm diode earth
1124	Roadwheels anti-slip sensor earth (ESP)
1140	PTO N° 1 engagement request
1141	Engine speed regulation control (second selection)
1147	Master switch closing control (ADR)
1148	Master switch closing control (ADR)
1149	Master switch warning light earth (ADR)
1150	Alternator earthing relay (-) control (ADR)
1151	N° 1/2/3 cylinder injectors earth (line 2)
1152	Cruise control operating control
1153	N° 4/5/6 cylinder injectors earth (line 2)
1154	Fuel pump control
1155	Air suspension ECU relay control
1156	Water/fuel separator bleeding solenoid valve control
1157	Alarm sound volume reduction control
1159	"Door open" information
1160	Engine retarder VGT2 solenoid valve earth
1161	Information feedback for "difficult terrain" warning light
1162	Turbocharger speed sensor earth
1163	Master switch diode earthing (ADR)
1164	Electrical master switch relay earthing (ADR)
1165	Single "H" solenoid valve N° 1 earthing
1166	Single "H" solenoid valve N° 2 earthing
1167	AdBlue tank level and temperature sensor earth
1168	AdBlue tank level and temperature sensor power supply (+5V)
1180	Driver presence in seat sensor power supply (-)
1200	Gearbox neutral position sensor information (after diode)

Group 7 - Onboard instruments

Polarity N°	Designation
7	Engine speed information (alternator, terminal W information)
71	Pull-down menu 'Raise' request
72	Pull-down menu 'Extend' request
73	Pull-down menu 'Selection' request
74	Pull-down menu 'Lower' request
76	Fuel level sensor information (+ signal)
709	External temperature sensor information (+ signal)
710	External temperature sensor information (- signal)
711	Cab internal temperature sensor information (- signal)
712	Cab internal temperature sensor information (+ signal)
718	Fuel level sensor information (- signal)
719	Power supply after master switch (multi-function information display)
720	Air filter clogging information
766	Fifth wheel position N° 1 sensor digital output
767	Fifth wheel position N° 2 sensor digital output
768	Fifth wheel position N° 3 sensor digital output
775	Driver's seat belt locking information
778	Bit 1 between fleet management ECU and information display information
779	Bit 2 between fleet management ECU and information display information
780	Bit 3 between fleet management ECU and information display information
781	Bit 4 between fleet management ECU and information display information



Engine electronic management (1/2)

Key to appliances

Code	Function	Location
A001	Cab electrical distribution box	B2c
A002	Chassis-cab connection box	B2c
C023	Engine oil pressure sensor	B3b
C048	Engine cooling circuit temperature sensor	B3b
C088	Engine coolant level sensor	B3b
C109	Water in fuel sensor	B3b
C132	Engine boost pressure sensor	B3b
C150	Engine block inside pressure sensor	B3b
C227	Pistons cooling oil pressure sensor	B3b
C273	Exhaust backpressure sensor	B3b
G002	Engine management ECU	B3b
N001	Fuel heater resistor N° 2	B3b
N004	Air preheating resistor	B3b
S501	Air preheating relay	C4d
V020	Exhaust brake solenoid valve unit	B3b
V021	Engine brake N° 1 solenoid valve	B3c
V023	Exhaust brake solenoid valve	B3c
V052	Range change electrovalve	B4c
V053	Splitter control electrovalve	B4c
V054	Splitter and range change control unit	B4c
V108	Air dryer bleeding solenoid valve	B3b
V109	Engine cooling fan speed regulation solenoid valve	B3c
V126	Pistons cooling solenoid valve	B3b
V127	Engine oil cooling solenoid valve	B3b
Z001	Fuel heating unit	B3b
Z003	Fan speed regulator unit	B3c

AM: with ADR equipment

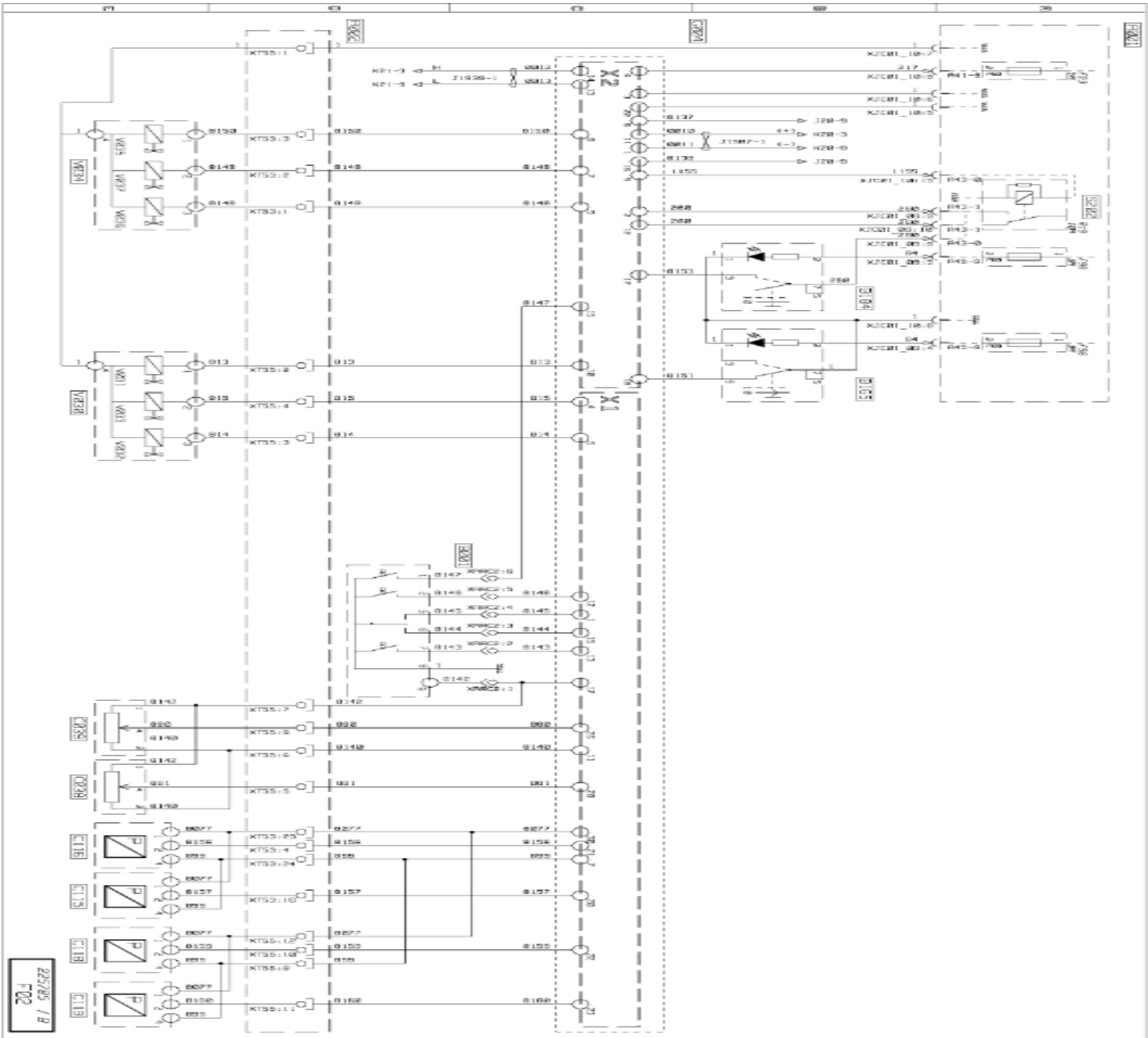
AN: without ADR equipment

Automatic gearbox

Key to appliances

Code	Function	Location
A001	Cab electrical distribution box	B2c
A002	Chassis-cab connection box	B2c
B026	Automatic transmission gear selector	B2b
C059	Retarder oil temperature sensor	B4d
C062	Clutch position sensor	B4d
C064	Retarder air pressure sensor	B4d
C066	Retarder coolant temperature sensor	B4d
G019	Gear selector ECU	B2b
G020	Automatic transmission ECU	B2b
S200	Automatic transmission management ECU power supply relay	B2b
V010	PTO engagement electrovalve N° 1	B4d
V011	High speed disengagement solenoid valve	B4d
V012	High speed engagement solenoid valve	B4d
V013	Low speed engagement solenoid valve	B4d
V014	Low speed disengagement solenoid valve	B4d
V015	Retarder proportional electrovalve	B4d
V018	PTO engagement electrovalve N° 2	B4d
Z004	Retarder unit	B4d
Z005	Automatic transmission unit	B4d

Automatic gearbox



Checking tyre pressures

Key to appliances

Code	Function	Location
A001	Cab electrical distribution box	B2c
A002	Chassis-cab connection box	B2c
G104	Tyre pressures monitoring ECU	B7d

Checking tyre pressures

