

CONTENTS

Communication BUS architecture	page 3
--------------------------------------	--------

Shared functions	page 18
------------------------	---------

Wiring diagrams	page 92
-----------------------	---------

Equipment locations	page 301
---------------------------	----------

Layout of controls	page 505
--------------------------	----------

Electrical distribution	page 511
-------------------------------	----------

Chassis-cab/bulkhead grommet connection	page 542
---	----------

Trailer connectors	page 552
--------------------------	----------

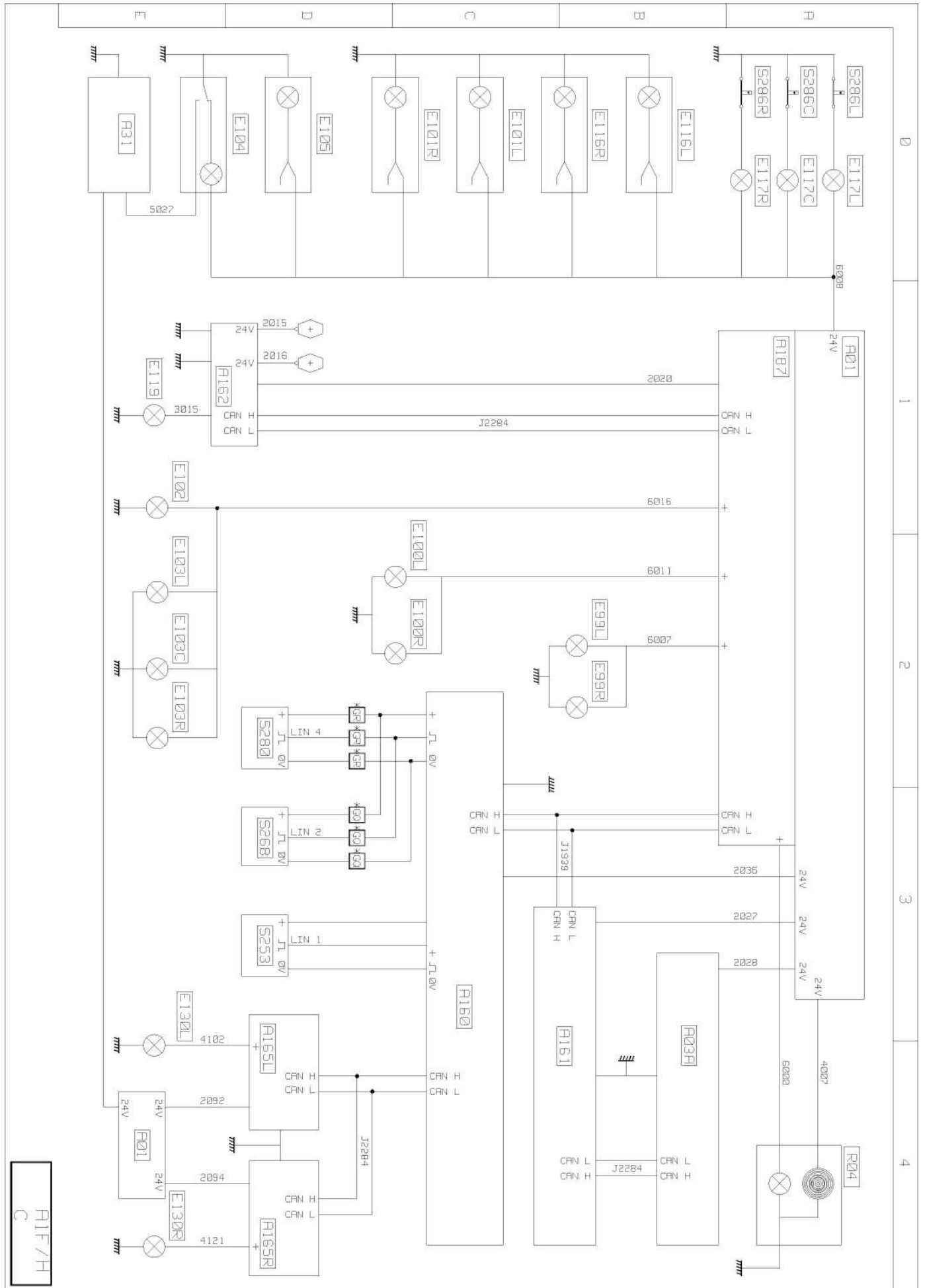
Available power supplies	page 562
--------------------------------	----------

Wiring harnesses	page 574
------------------------	----------

Cab inter-connectors	page 669
----------------------------	----------

Chassis interconnectors	page 696
-------------------------------	----------

Shared function - Interior lighting



Shared function - Safety and driving assistance

Key to devices

Code	Function description	Diagram page No.
A01	Electrical distribution box in cab	-
A03A	Main information display	CAK
A26	Driving assist management control unit (DACU)	FJK
A26B	Driving assist management control unit (DACU)	FJL
A132	Vehicle immobiliser alcolock control unit	DAK
A154	Video display	DAE
A160	Cab information management control unit (CIOM)	DA6/EFG/GF1
A161	Man/machine interface management control unit (HMIIOM)	CAK/GF2
A165L	Left-hand door information management control unit (DDM/PDM)	DA7
A165R	Right-hand door information management control unit (DDM/PDM)	DA8
A169	Video control unit (VS)	DAE
A176	Camera unit plus lane position change and object detection sensors (LPOS)	FJK
A176B	Camera unit plus lane position change and object detection sensors (LPOS)	FJL
A187	Main vehicle management control unit (VMCU)	BA3/BB1/C1K/C1L/CA3/ CB1/CBK/CD5/DA7/DA8/ EBJ/FA1/GA1/GC1/GDA/ GEA/GEB/GEQ/HAA/ JAD/JAF/JAG
B67	Vehicle rear visibility assistance camera	DAE
B238	Object detection and distance radar sensor (FLS)	FJK
B238B	Object detection and distance radar sensor (FLS)	FJL
B245A	Vehicle rear visibility assistance camera	DAE
S15A	Key-controlled contacts assembly	BB1
S61	Position sensor - driver's seat belt fastened	GC1
S276	Steering wheel-mounted controls	GF2
S278	Cruise control control assembly	GF1

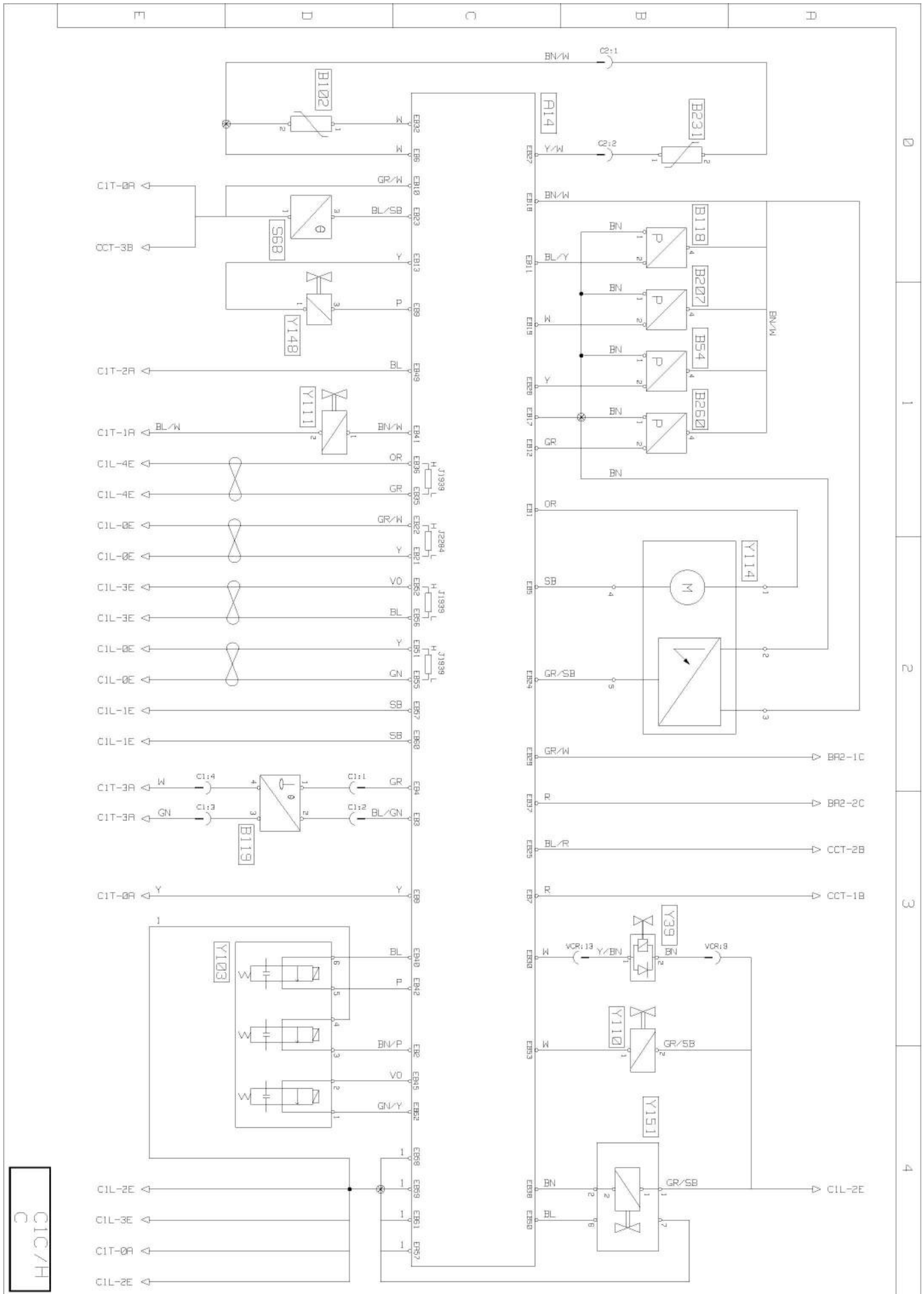
LE : with entertainment service module

LF : with audio system module

YU : for vehicles manufactured before **2018/06/04**

YV : for vehicles manufactured after **2018/06/03**

Engine management - 11-litre engine control (Euro VI)



Suspension management – 6x2 - 6x4 - 8x4 air suspension

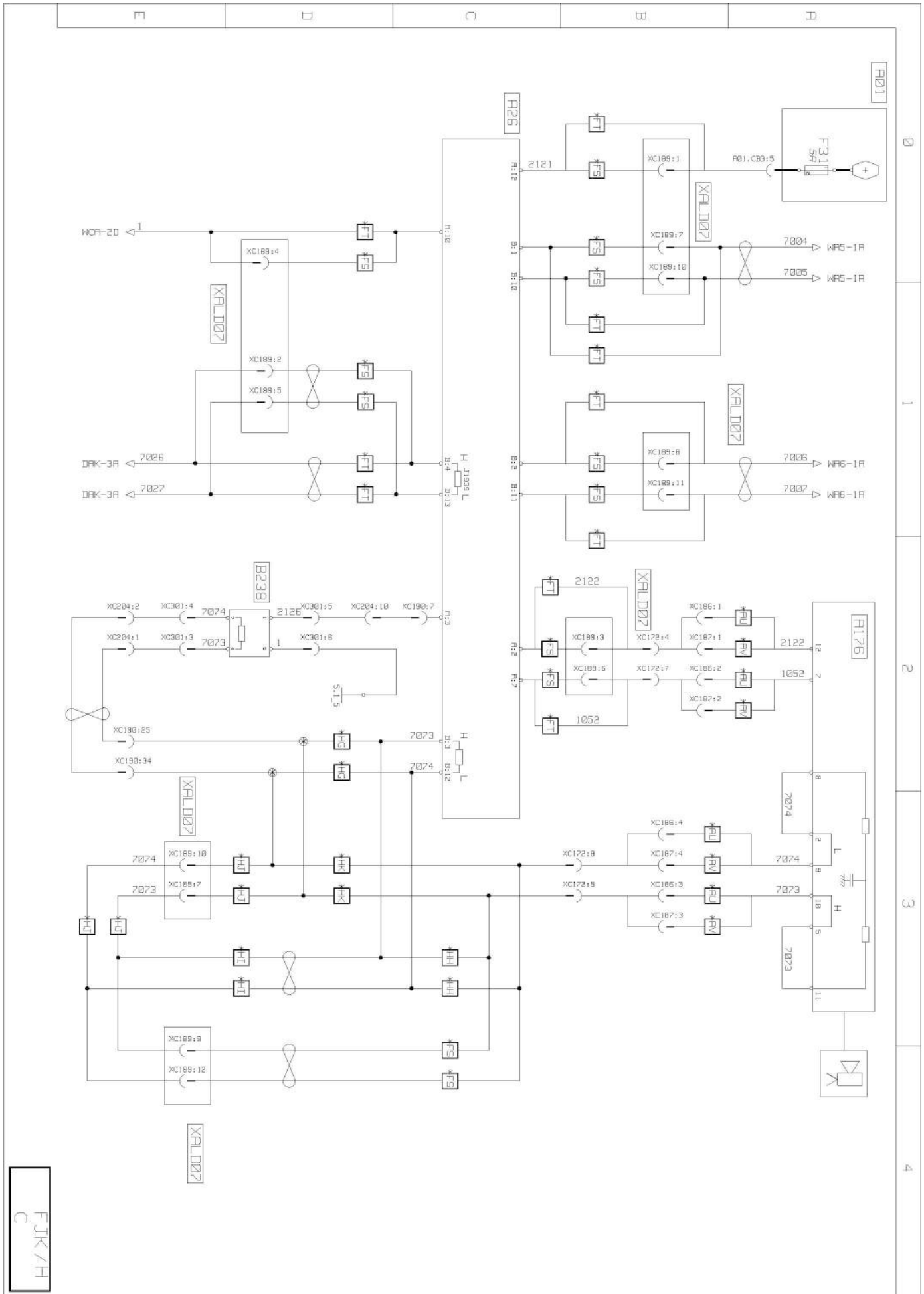
Key to devices

Code	Function description	Location
A164	Rear chassis area information management control unit (RCIOM)	B8d
B24A	Lift-up axle air spring air pressure sensor	B8d
B29B	Rear drive axle suspension left-hand position sensor	B8d
B30	Rear drive axle suspension right-hand position sensor	B8d
B248	Lift-up axle air spring air pressure sensor	B8d
Y136	Rear axle suspension control solenoid valve assembly	B7d
Y137	Rear axle suspension control solenoid valve assembly	B7d

DQ : 6x2 - 6x4 - 8x4 vehicles

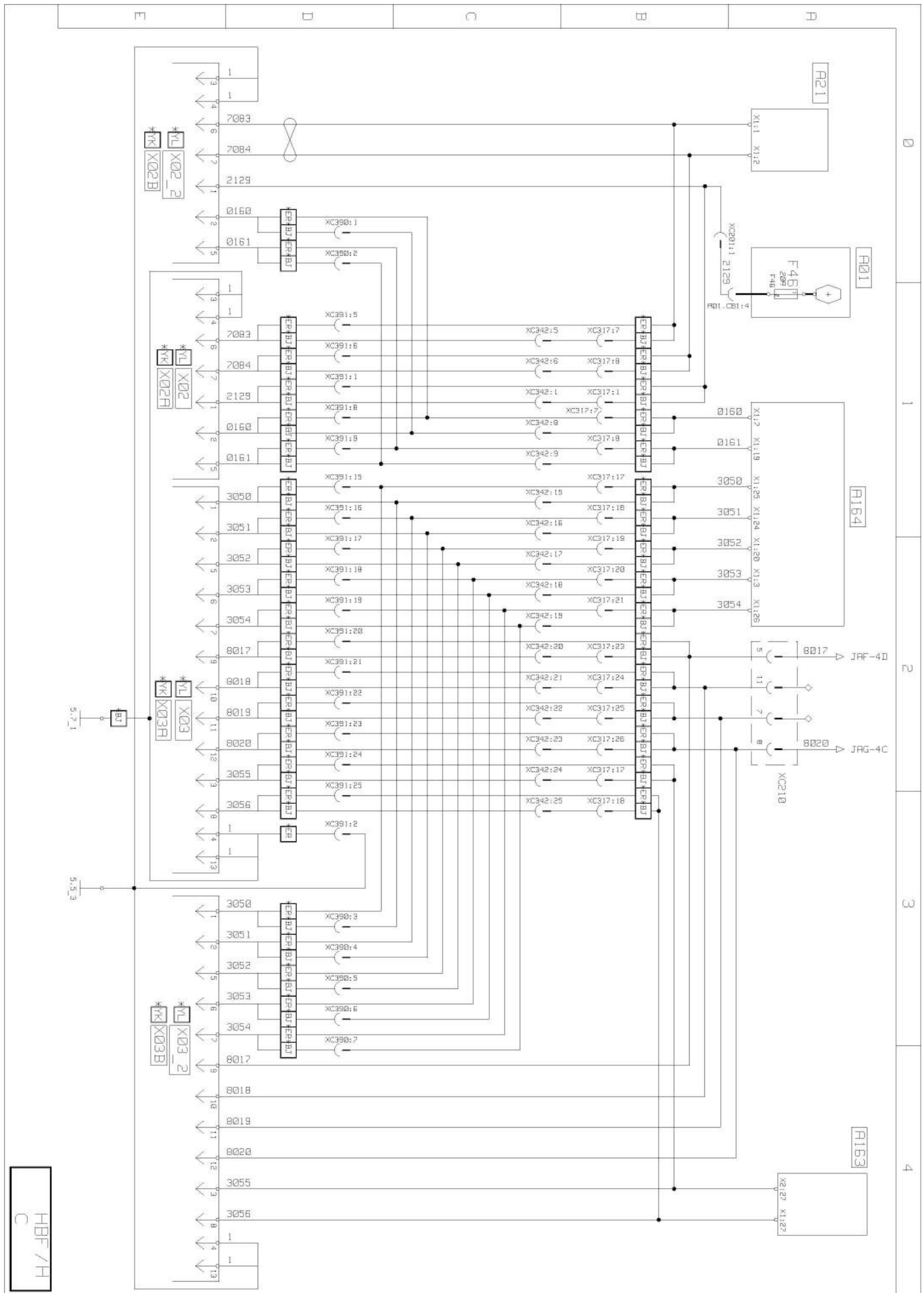
JG : 8x4 TRIDEM vehicles

Driving assist - Driving radar (before 04/06/2018)



FJK/H

Trailer connections - Trailer sockets - Dual type



Layout of equipment on the 11-litre engine (1/2) - Euro V

Key to devices

Code	Function description	Diagram page No.
G02	Alternator	BA2
G02A	Alternator	BA2
K48	Intake air preheating power supply relay	CCT
R01	Intake air preheating resistor	CCT
Y42	Air conditioning compressor electric clutch	GBP

GM : **Bosch** alternator

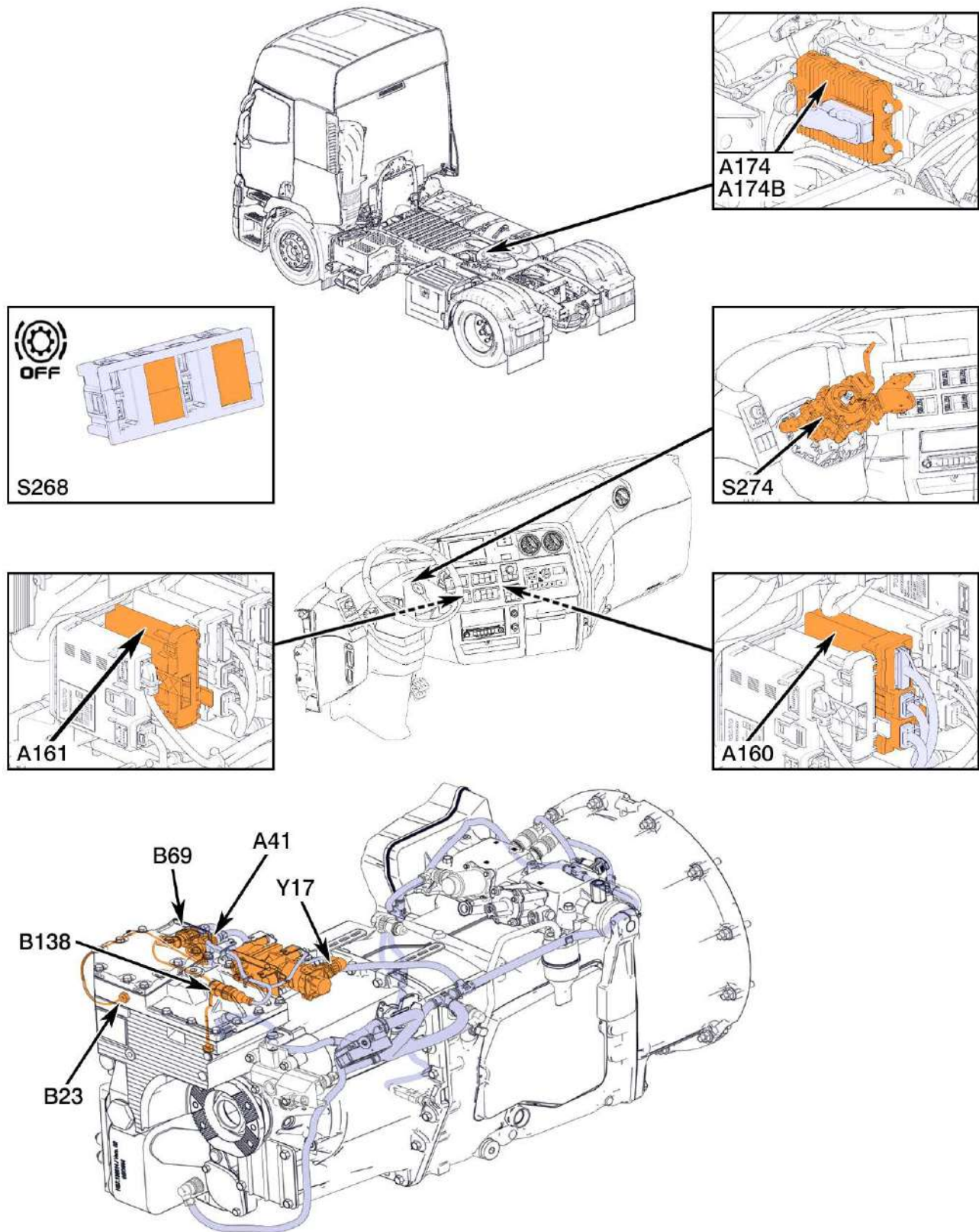
GN : **Melco** alternator

Urea supply management with right-hand side tank - Euro VI

Key to devices

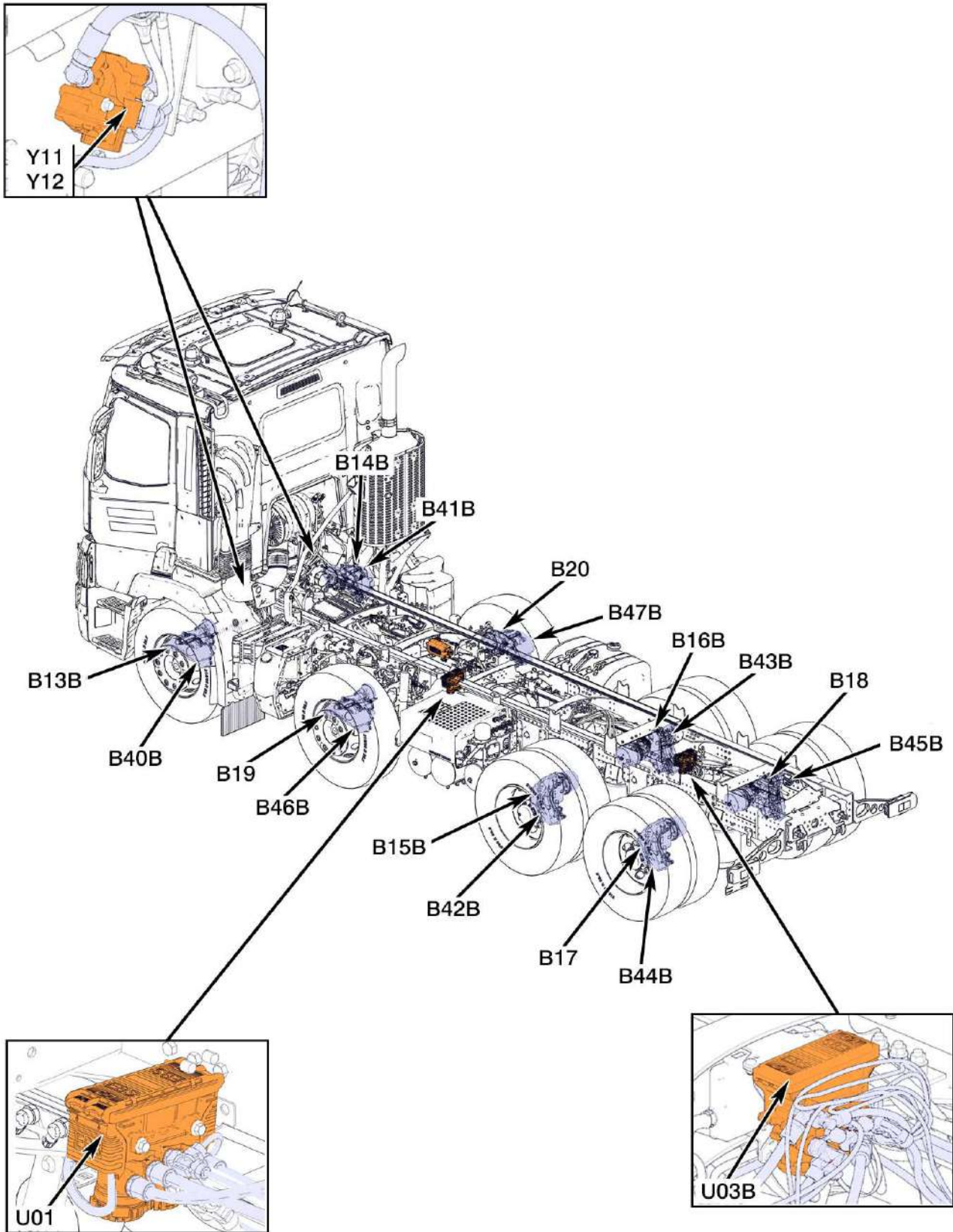
Code	Function description	Diagram page No.
A174B	Exhaust gas after-treatment control module (ACM)	C2C/C2D/CEK
A190	Air control solenoid and urea temperature sensor assembly	C2D
B85	Exhaust gas temperature sensor upstream of particulate filter	C2C
B96	Nitrogen oxide concentration sensor	C2C
B96B	Nitrogen oxide concentration sensor downstream of catalytic converter	C2C
B97	Exhaust gas temperature sensor upstream of catalytic converter	C2C/C2E
B98	Exhaust gas temperature sensor downstream of catalytic converter	C2C
B115	Exhaust gases relative pressure sensor in the particulate filter	C2C
B142B	Urea tank temperature and level sensor assembly	C2D/C2F
B262	Urea pressure sensor	C2D
B263	Air pressure sensor inside the urea tank	C2D
M73	Urea supply metering pump	C2D
R56A	Urea heating resistor (on the circuit between the tank and the pump module, yellow hose)	C2D
R57A	Urea heating resistor (on the circuit between the pump module and the injector, black hose)	C2D
Y81C	Cooling solenoid valve for the urea	C2D

Retarder on mechanical gearbox



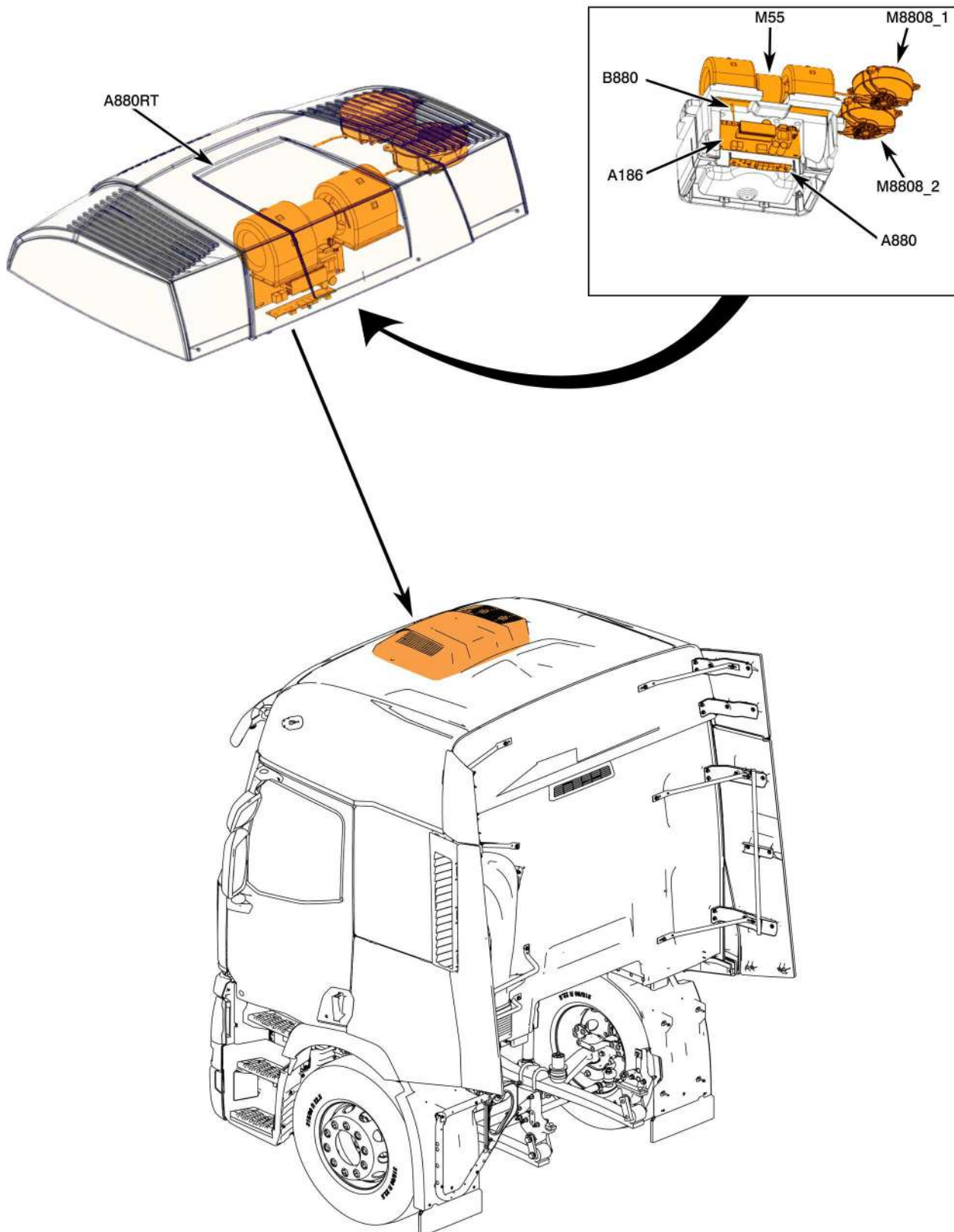
T3098823

Braking management - 8x4 - 8x6 EBS equipment



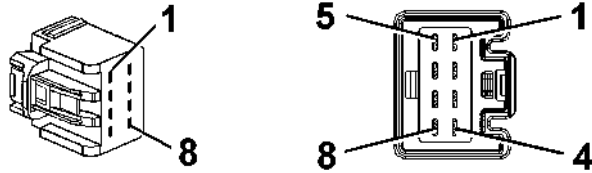
T3099783

Life on board - Night time air conditioning - RT880



T3118406

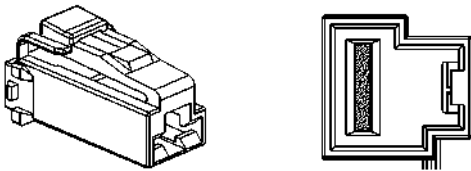
A01.CB8



T3102983

Pin No.	Designation	Polarity No.	Diagram page No.
3	Power supply, independent heating device	2110	GB1
6	Power supply, independent heating device	2110	GBA
8	Gearbox management ECU power supply (TECU) (+24V)	2024	CD5

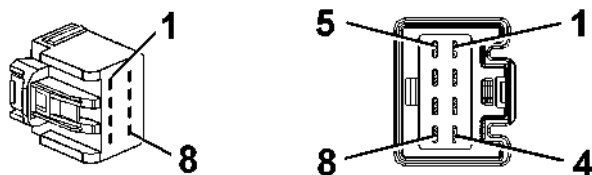
A01.CB9



T3102979

Pin No.	Designation	Polarity No.	Diagram page No.
1	Vehicle general earth	1	CBT/GEA/GEB

A01.CB10



T3102983

Pin No.	Designation	Polarity No.	Diagram page No.
3	Power supply before fuse for 12V socket on dashboard (+12V)	4162	GEA/GEB
4	Protected power supply for 24V socket (+24V)	4006	GEQ
8	Bodybuilder pre-equipment ECU power supply	2130	JAC

Door harness routing (For vehicles manufactured after 2017/06/04)

Code	Function description	Connector	Colour	No. of pins
A01	Electrical distribution box in cab	A01.CB12_p 1	NL	7
A01	Electrical distribution box in cab	A01.CB12_p 2	BK	18
A165L	Left-hand door information management control unit (DDM/PDM)	A165L.X1	GN	12
A165L	Left-hand door information management control unit (DDM/PDM)	A165L.X2	GY	12
A165L	Left-hand door information management control unit (DDM/PDM)	A165L.X3	GY	6
A165R	Right-hand door information management control unit (DDM/PDM)	A165R.X1	GN	12
A165R	Right-hand door information management control unit (DDM/PDM)	A165R.X2	GY	12
A165R	Right-hand door information management control unit (DDM/PDM)	A165R.X3	GY	6
E130L	Left-hand door edge illumination light	E130L	BK	2
E130R	Right-hand door edge illumination light	E130R	BK	2
M09L	Left-hand front door locking system assembly	M09L	BK	6
M09R	Right-hand front door locking system assembly	M09R	BK	6
M44L	Left-hand front door window lift motor with anti-pinch system	M44L	GY	6
M44R	Right-hand front door window lift motor with anti-pinch system	M44R	GY	6
M45L	Left-hand front door window lift motor	M45L	GY	2
M45R	Right-hand front door window lift motor	M45R	GY	2
R02AL	Electric rear-view mirror, left-hand side	R02AL	BK	12
R02A-R	Electric rear-view mirror, right-hand side	R02AR	BK	12
S36L	Control for left-hand front window lift motor	S36L	GY	3
S36R	Control for right-hand front window lift motor	S36R	GY	3
X-C163_1	Plug-in connector between the left-hand door harness extension and the left-hand door harness	XC163_1	BK	18
X-C163_2	Plug-in connector between the right-hand door harness extension and the right-hand door harness	XC163_2	BK	18
X-C164_2	Plug-in connector between the dashboard harnesses and the right-hand door extension harness	XC164_2	BK	25