

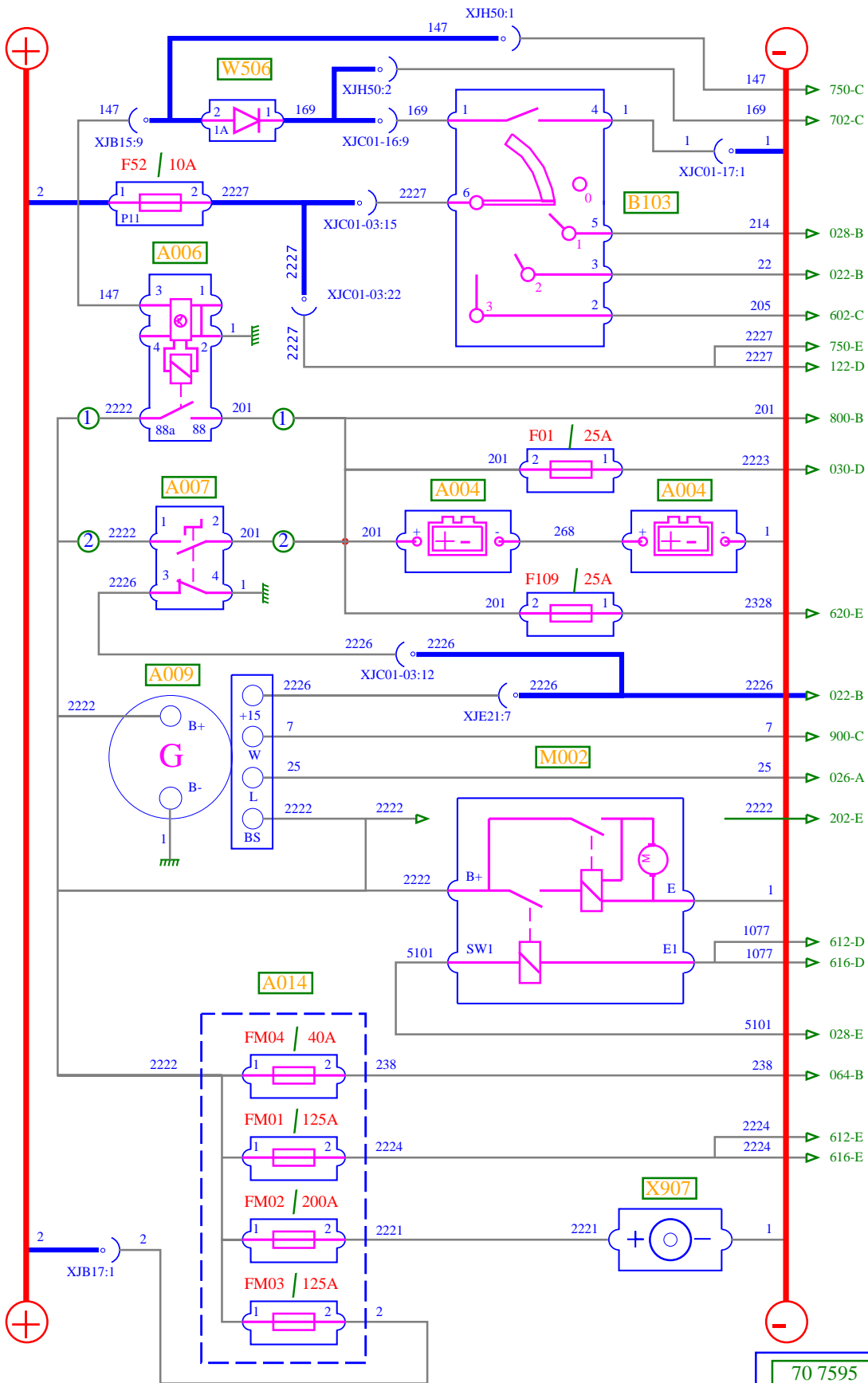
List of "equipment" codes

Key to appliances

Code	Function name	Location
A001	Cab electrical distribution box	
A004	Batteries	
A006	Electrically controlled master switch	
A007	Manually controlled master switch	
A009	Alternator	
A011	Voltage converter (24V / 12V) for information technology pack	
A012	Voltage converter (24V / 12V - 10A) for audio communication system	
A013	Voltage converter (24V / 12V - 15A) for audio communication system	
A014	Power fuse box unit (FM1 to FM4)	
A020	Voltage converter (24V / 12V) - 12 and 24 Volts integrated sockets	
A200	Available power supply (insulated cut wires)	
A201	Available power supply (vehicle earth)	
A204	Available power supply (after master switch)	
A205	Available power supply (after ignition)	
A212	Available power supply (engine speed)	
A213	Available power supply (PTO N°1)	
A219	Available power supply (radio-telephone +)	
A220	Available power supply (radio-telephone -)	
A226	Available power supply (CB -)	
A227	Available power supply (CB +)	
A229	Available power supply (bodybuilder equipment control)	
A230	Available power supply (equipment in "road" position warning pictogram)	
A231	Available power supply (equipment in "working" position warning pictogram)	
A240	Available power supply (lighting)	
A246	Available power supply (PTO N°1 control)	
A247	Available power supply (alternator information, engine running)	
A248	Available power supply (alternator information, engine speed)	
A249	Available power supply (tachograph corrected speed information)	
A250	Available power supply (PTO 2 control)	

C125	LH rear wheel brake linings wear sensor (drive axle N° 2)	
C126	RH rear wheel brake linings wear sensor (drive axle N° 2)	
C130	Clutch pedal position sensor	
C132	Engine boost pressure sensor	
C133	Engine cooling fan speed sensor	
C134	Brake pedal sensor unit	
C135	Brake pedal position copying sensor	
C140	LH front wheel brake linings wear sensor (drive axle or axle N° 2)	
C141	RH front wheel brake linings wear sensor (drive axle or axle N° 2)	
C142	LH front wheel brake linings wear sensor (drive axle or axle N° 1)	
C143	RH front wheel brake linings wear sensor (drive axle or axle N° 1)	
C144	LH front wheel speed sensor (drive axle or axle N° 1)	
C145	RH front wheel speed sensor (drive axle or axle N° 1)	
C146	LH front wheel speed sensor (drive axle or axle N° 2)	
C147	RH front wheel speed sensor (drive axle or axle N° 2)	
C148	High fuel pressure sensor	
C149	Driver's seatbelt not buckled sensor	
C150	Engine block inside pressure sensor	
C172	Fifth wheel position sensors	
C173	N° 1 rear drive axle inter-wheel diff. lock engaged position sensor	
C174	N° 2 rear drive axle inter-wheel diff lock engaged position sensor	
D001	Principal information display	
D004	Tachograph	
D006	Vehicle hour-meter	
D018	Battery charge warning light	
D021	Fuel preheating warning light	
D026	Fog lights warning light	
D039	Main beam headlights warning light	
D041	Fog driving lights warning light	
D044	Working spotlight warning light	
D047	Fuel level warning light	
D059	Brake pads wear warning light	
D065	Air filter clogging warning light	
D067	Inter-wheel diff. lock warning light	
D077	Equipment in unlocked position warning light	

V010	PTO engagement electrovalve N° 1	
V011	High speed disengagement solenoid valve	
V012	High speed engagement solenoid valve	
V013	Low speed engagement solenoid valve	
V014	Low speed disengagement solenoid valve	
V015	Retarder proportional electrovalve	
V016	Retarder accumulation electrovalve	
V018	PTO engagement electrovalve N° 2	
V021	Engine brake N° 1 solenoid valve	
V022	Engine brake N° 2 solenoid valve	
V023	Exhaust brake solenoid valve	
V030	Drive axle suspension control solenoid valve unit	
V031	Drive axle rear suspension main electrovalve	
V032	Drive axle rear suspension (RH side) electrovalve	
V033	Drive axle rear suspension (LH side) electrovalve	
V034	Rear axle suspension control solenoid valve unit	
V035	Rear axle suspension main electrovalve	
V036	Rear axle suspension electrovalve	
V037	Lift-up air spring control electrovalve	
V038	Front suspension electrovalve	
V040	PTO N° 3 engagement electrovalve	
V050	Braking auxiliary electrovalve	
V051	Trailer braking inlet/exhaust electrovalve	
V052	Range change electrovalve	
V053	Splitter control electrovalve	
V054	Splitter and range change control unit	
V055	Engine water circuit by-pass solenoid valve	
V056	AdBlue supply metering solenoid valve	
V060	High pressure pump solenoid valve	
V101	Cylinder injector solenoid valve N° 1	
V102	Cylinder injector solenoid valve N° 2	
V103	Cylinder injector solenoid valve N° 3	
V104	Cylinder injector solenoid valve N° 4	
V105	Cylinder injector solenoid valve N° 5	
V106	Cylinder injector solenoid valve N° 6	



70 7595 / A
010

Energy production (except ADR)

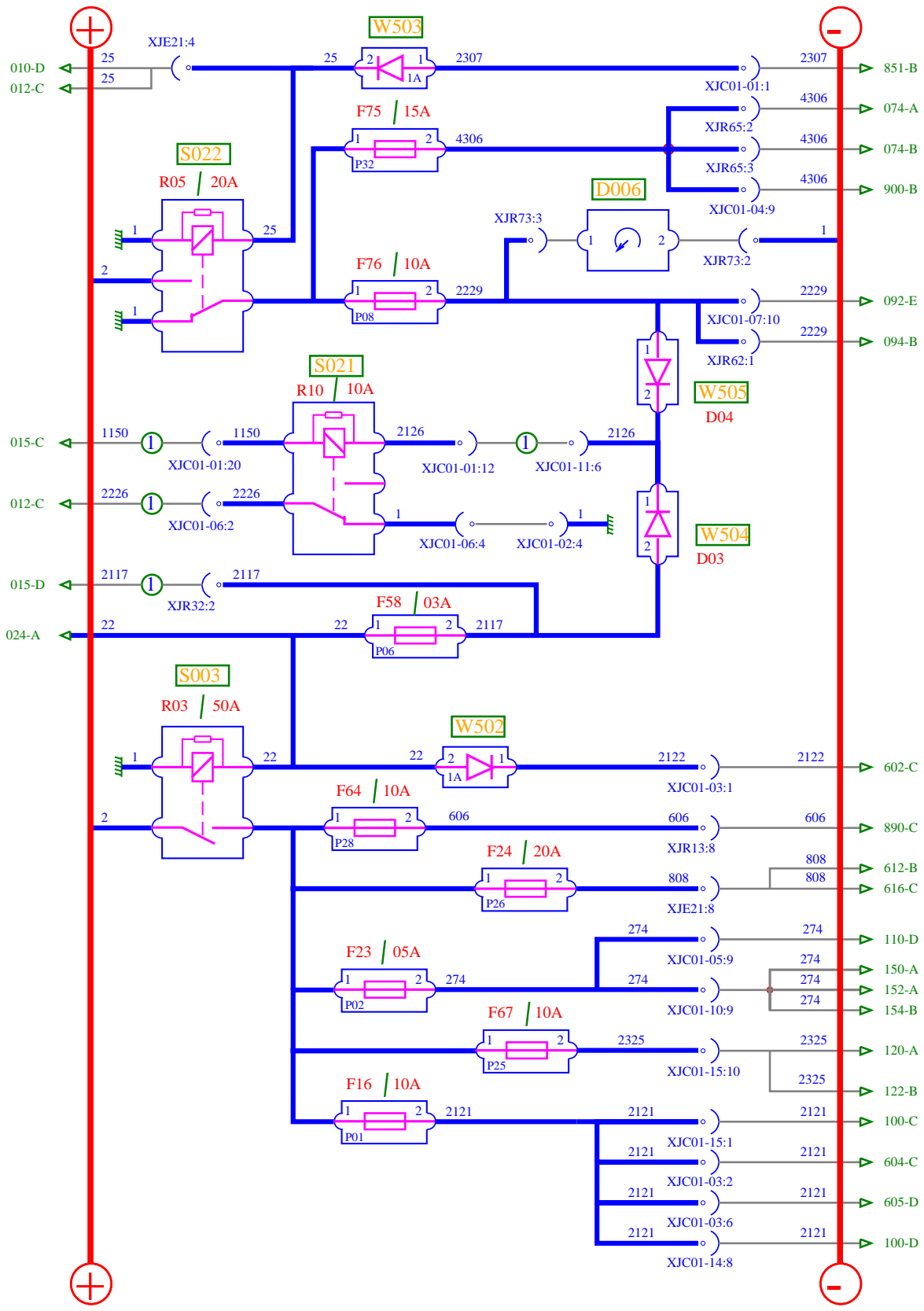
Key to appliances

Code	Function	Location
A004	Batteries	C4d
A006	Electrically controlled master switch	C4d
A007	Manually controlled master switch	C4d
A009	Alternator	B3c
A014	Power fuse box unit (FM1 to FM4)	C4d
B103	Key switch unit	C2c
M002	Starter	B3c
W506	Doors central locking diode	A2c
X907	Ground receptacle	C5d

1: with electrical master switch

2: with mechanical master switch

Energy production (except ADR)



70 7595 / A
026



Electrical distribution (4/7)

Key to appliances

Code	Function	Location
D006	Vehicle hour-meter	C3c
S003	After ignition power supply relay N° 3	A2c
S021	Alternator circuit earthing relay (ADR)	A2c
S022	Alternator controlled power supply relay (engine running)	A2c
W502	Diode on after ignition information circuit for vehicle management box	A2c
W503	Diode on engine running information relay power supply circuit	A2c
W504	Diode on alternator earthing relay power supply circuit	A2c
W505	Diode on alternator earthing relay power supply circuit	A2c

1: with ADR equipment

Electrical distribution (4/7)

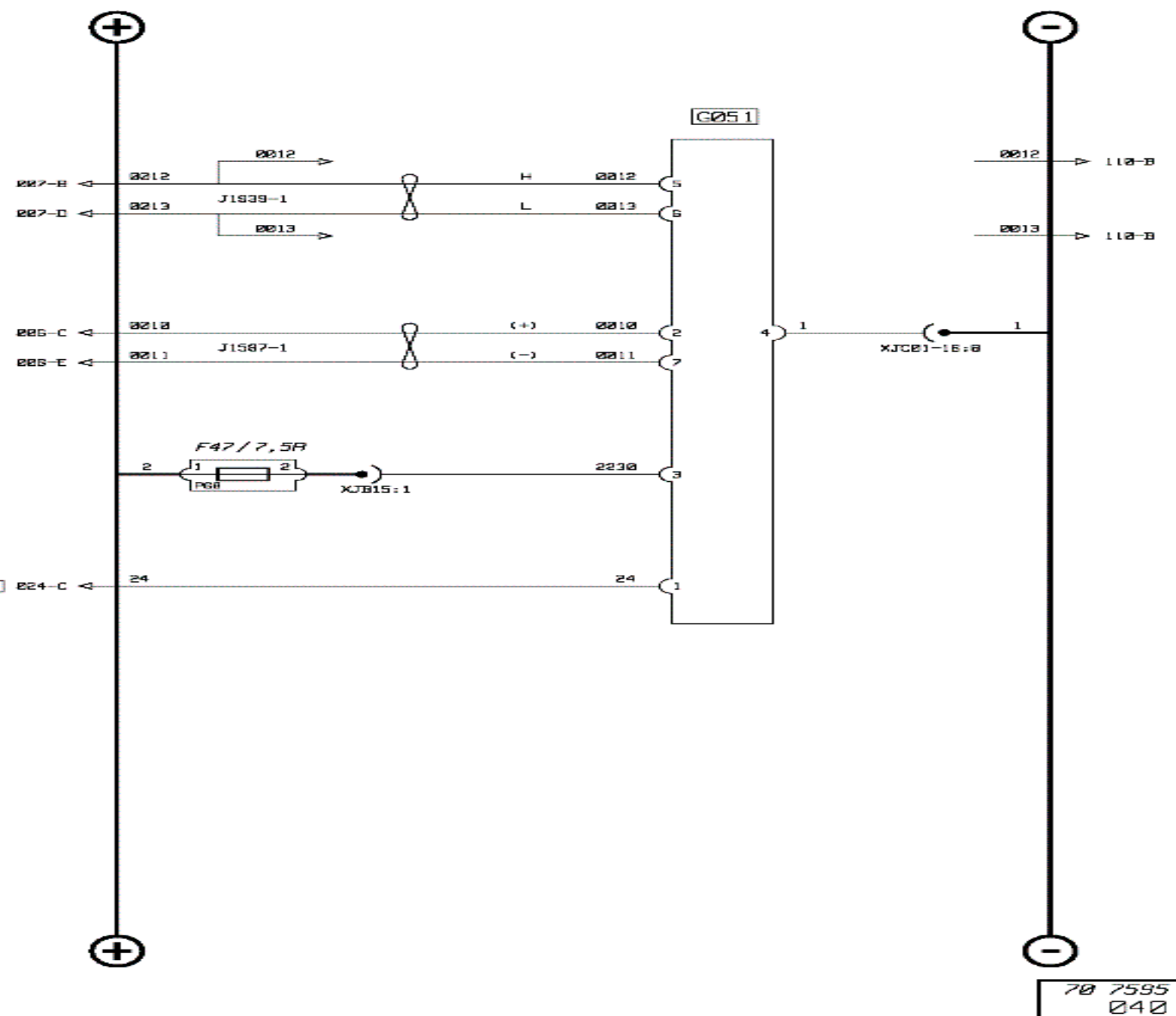
A

B

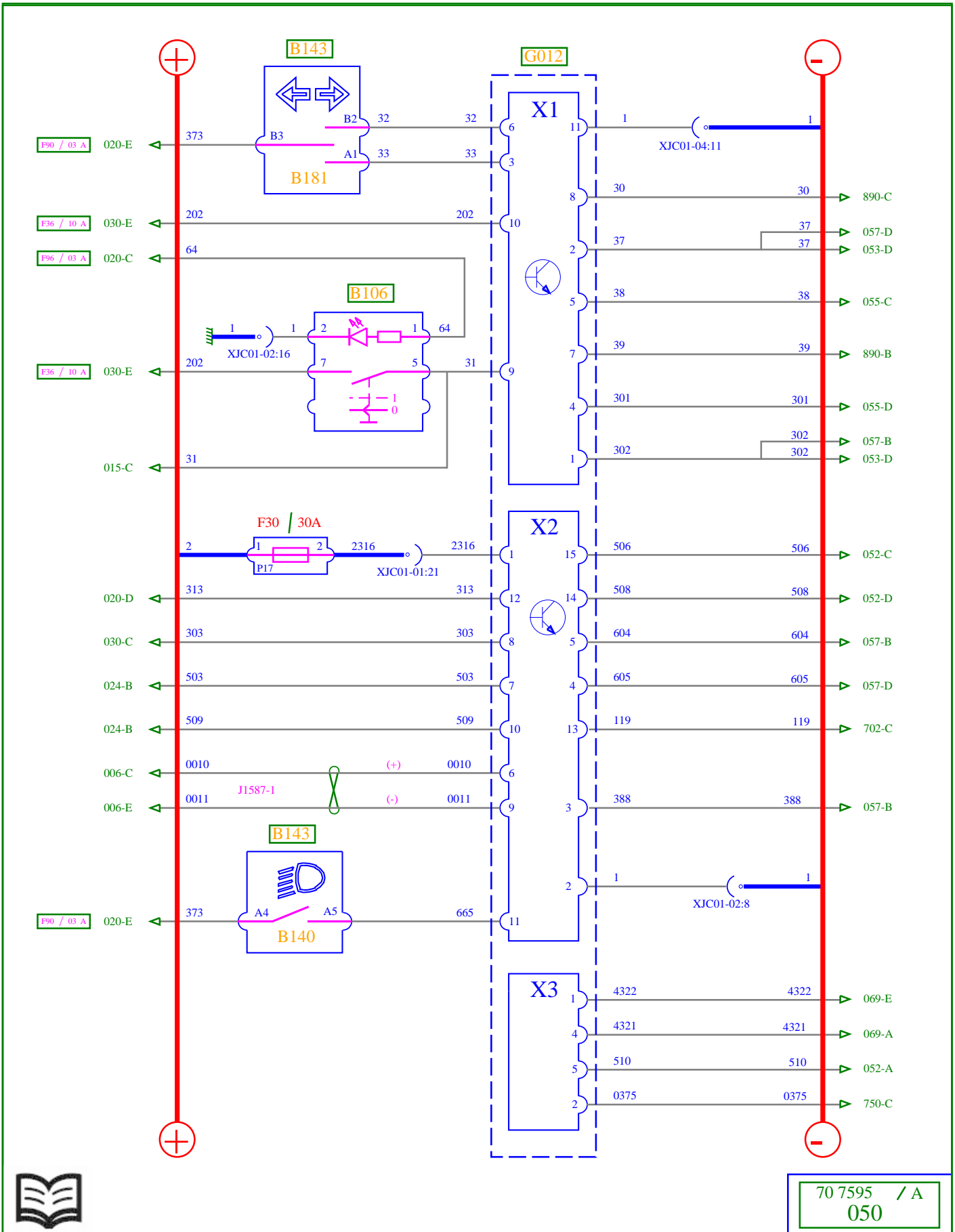
C

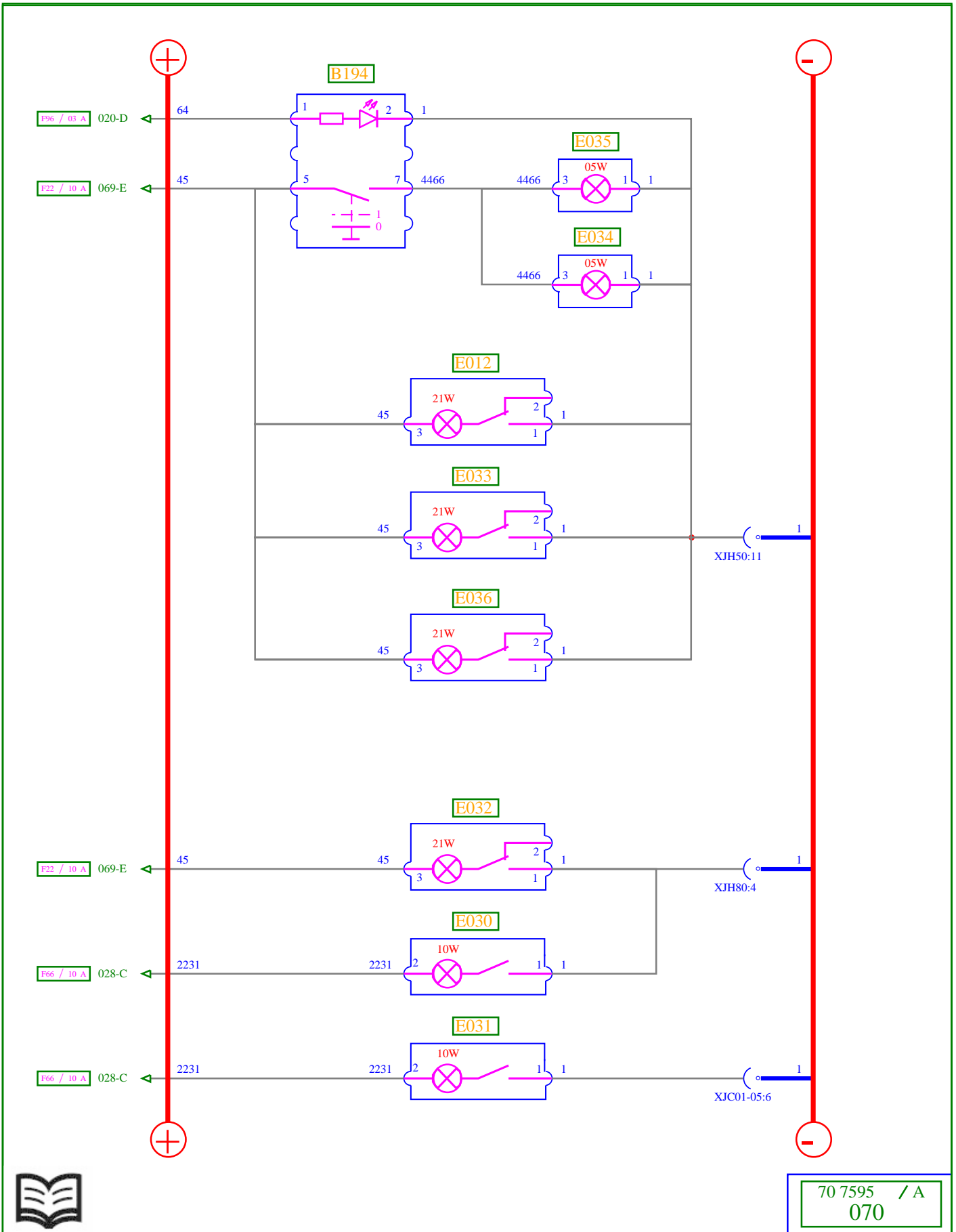
D

E



70 7595 / R
 Ø4Ø



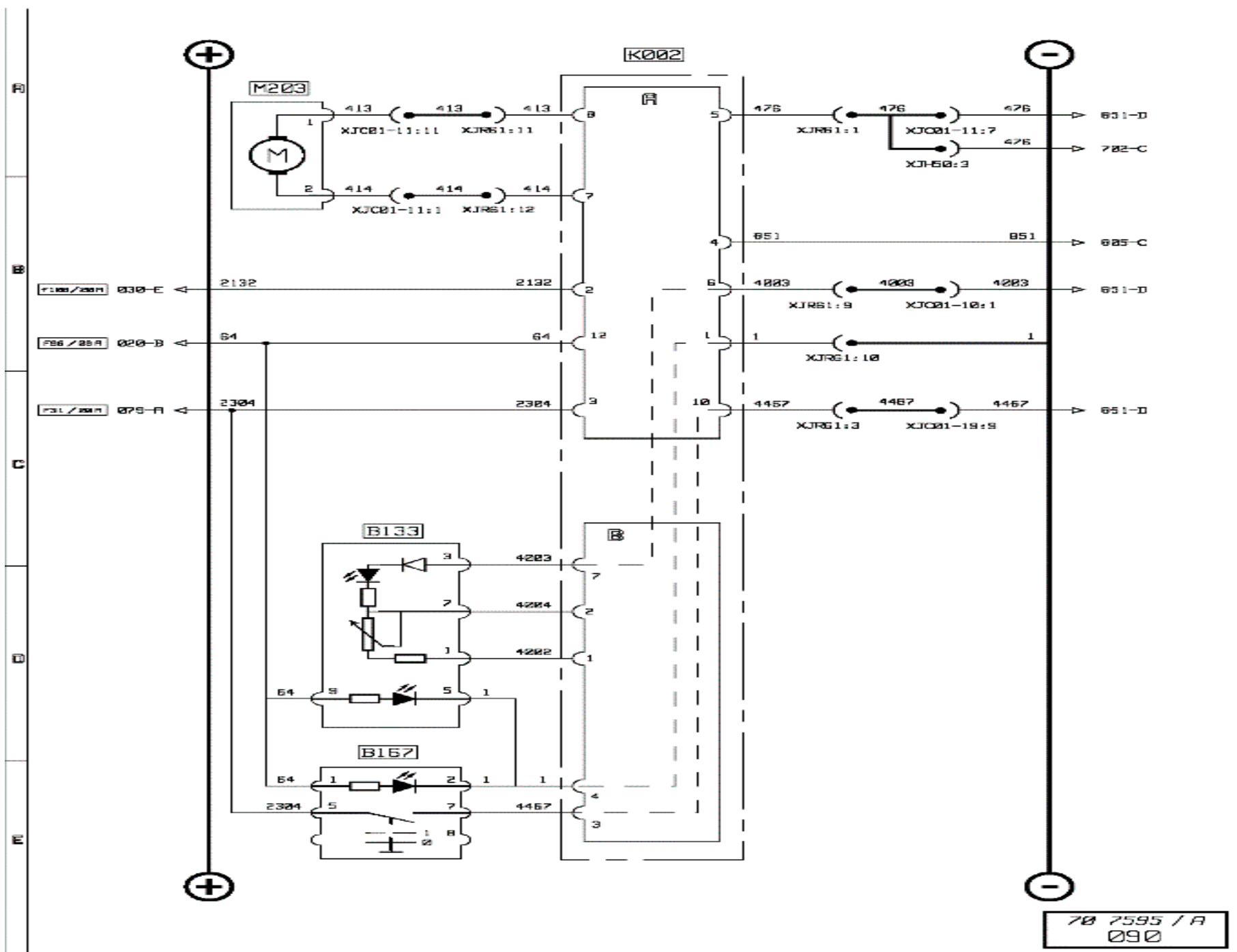


Comfort lighting (2/2)

Key to appliances

Code	Function	Location
B194	Overhead lighting control (ambience)	C2a
E012	RH upper overhead lighting (door)	A3a
E030	Tool compartment light	C5d
E031	Front grille lighting	B1c
E032	Bottom bunk overhead lighting	C3c
E033	LH upper overhead lighting (door)	C3a
E034	LH overhead lighting (ambience)	C3a
E035	RH overhead lighting (ambience)	A3a
E036	Top bunk overhead lighting	C3a

Comfort lighting (2/2)



Independent (add-on) heating "Thermo 90S"

Key to appliances

Code	Function	Location
B133	Add-on heater timer control	C3b
B167	Cab add-on heater control	B3c
B197	Coolant circuit solenoid valve control	A4a
C045	Internal temperature sensor	C3b
G017	Cab temperature regulation ECU	A4c
K001	Air/water add-on heater	A4c
M203	Add-on heater fuel pump motor	A4d
S453	Add-on heater power supply relay	A2c
V001	Air/water add-on heater solenoid valve	A4d
W500	Diode(s)	B2c

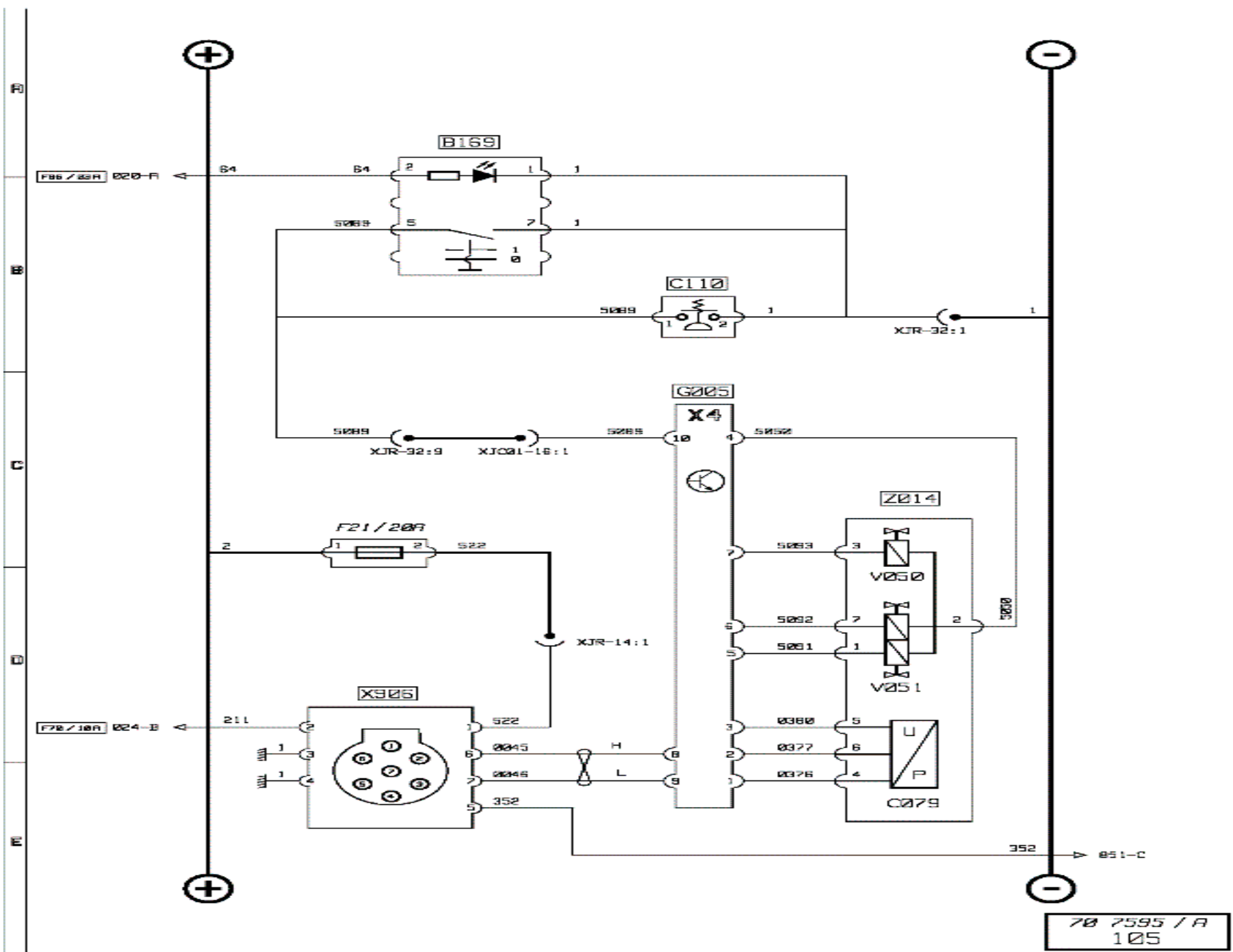
Independent (add-on) heating "Thermo 90S"

EBS braking system (4/7)

Key to appliances

Code	Function	Location
B169	Trailer brake holding enabling control	C2C
C079	Trailer braking assistance pressure system sensor	B6d
C110	Parking brake indicator pressure sensor	B7d
G005	EBS braking management ECU	A2b
V050	Braking auxiliary electrovalve	B6d
V051	Trailer braking inlet/exhaust electrovalve	B6d
X906	ABS/EBS trailer socket	B4d
Z014	Trailer brake control EBS modulator unit	B6d

EBS braking system (4/7)



70 7595 / A
105