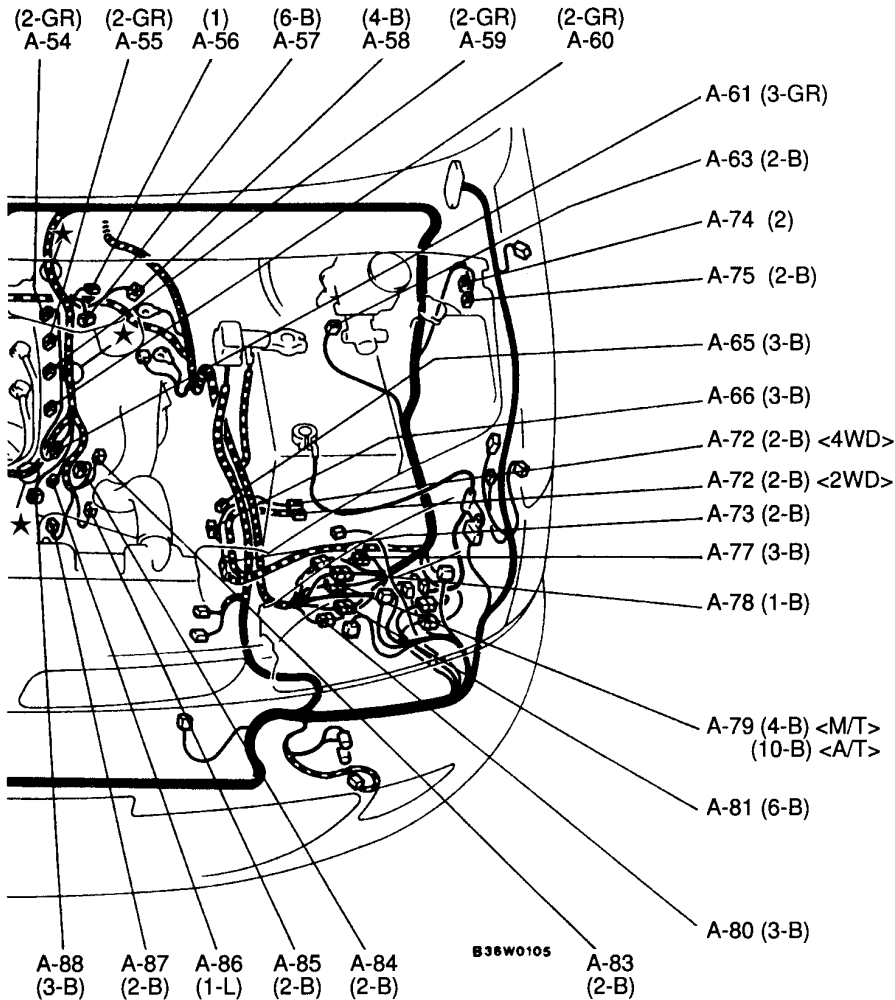


## MODELS

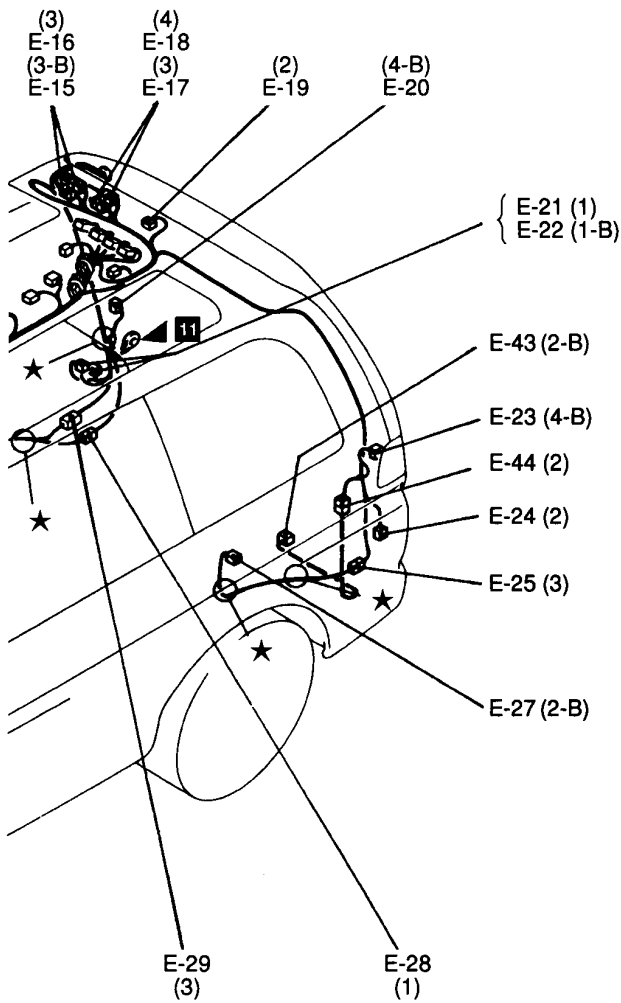
120002507

## &lt;Standard wheelbase models&gt;

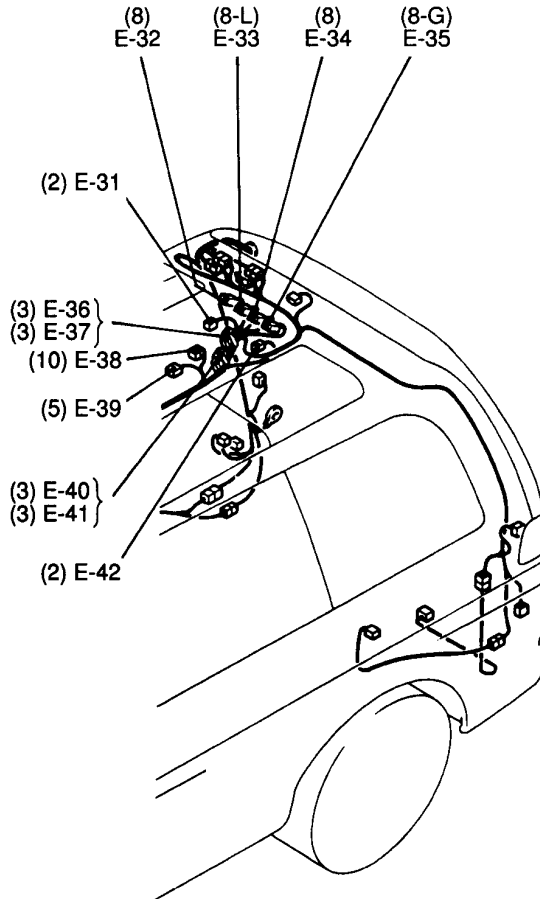
Model code		Engine model	Transmission model	Fuel supply system
PA3V	GLZDAL6	4G63 (1,997ml)	R5M21 (2WD-5M/T)	Electronically-controlled carburettor
	NLZDAL6			
	GLZDEL6			MPI
	GLZDER6			
	NLZDEL6			
	NLNUEL6			
PA5V	GLZDTL6	4D56 (2,476ml) with turbo-charger	R5M21 (2WD-5M/T)	Injection
	GLZDTR6			
	GLZDTAL6			
	NLZDTAL6			
PD4V	NLNDEL6	4G64 (2,350ml)	V5M21 (4WD-5M/T)	MPI
PD5V	GLNDDL6	4D56 (2,476ml) with turbo-charger	V5M21 (4WD-5M/T)	Injection
	GLNDTAL6			
PA3W	NLZJEL6	4G63 (1,997ml)	R5M21 (2WD-5M/T)	MPI
	NLZUEL6			
	NLNUEL6		R4AW2 (2WD-4A/T)	
	NLEUEL6			
PA4W	HSNHEL6	4G64 (2,350ml)	R5M21 (2WD-5M/T)	MPI
	HSEHEL6		R4AW2 (2WD-4A/T)	
PA5W	NLZUFL6	4D56 (2,476ml) with inter-cooler turbocharger	R5M31 (2WD-5M/T)	Injection
	NLZUFAL6			
PD4W	NLNUEL6	4G64 (2,350ml)	V5M21 (4WD-5M/T)	MPI
PD5W	NLNUFL6	4D56 (2,476ml) with inter-cooler turbocharger	V5M31 (4WD-5M/T)	Injection
	NLNUFAL6			



- |      |   |       |                                     |
|------|---|-------|-------------------------------------|
| A-77 | Control wiring harness and battery cable assembly combination <4WD> | A-88  | Power transistor                    |
| A-78 | Control wiring harness and battery cable assembly combination       | A-89  | Distributor assembly                |
| A-79 | Control wiring harness and battery cable assembly combination       | A-90  | -                                   |
| A-80 | Control wiring harness and battery cable assembly combination <A/T> | A-91  | -                                   |
| A-81 | Control wiring harness and battery cable assembly combination       | A-92  | -                                   |
| A-82 | -   | A-93  | -                                   |
| A-83 | Engine coolant temperature switch (for dual A/C control)            | A-94  | Engine oil level sensor             |
| A-84 | Engine coolant temperature switch (for A/C control)                 | A-95  | Oil pressure switch                 |
| A-85 | Engine coolant temperature sensor (for engine control)              | A-96  | Alternator                          |
| A-86 | Capacitor   | A-97  | Alternator                          |
| A-87 | Ignition coil   | A-98  | -                                   |
|      |   | A-99  | Power steering oil pressure switch  |
|      |   | A-100 | ABS hydraulic unit                  |
|      |   | A-101 | ABS hydraulic unit                  |
|      |   | A-102 | Front wheel speed sensor (RH) <ABS> |
|      |   | A-103 | ABS motor relay                     |
|      |   | A-104 | ABS valve relay                     |
|      |   | A-105 | 4WD solenoid valve (B)              |
|      |   | A-106 | 4WD solenoid valve (A)              |



36W0131



36W0131

00003216

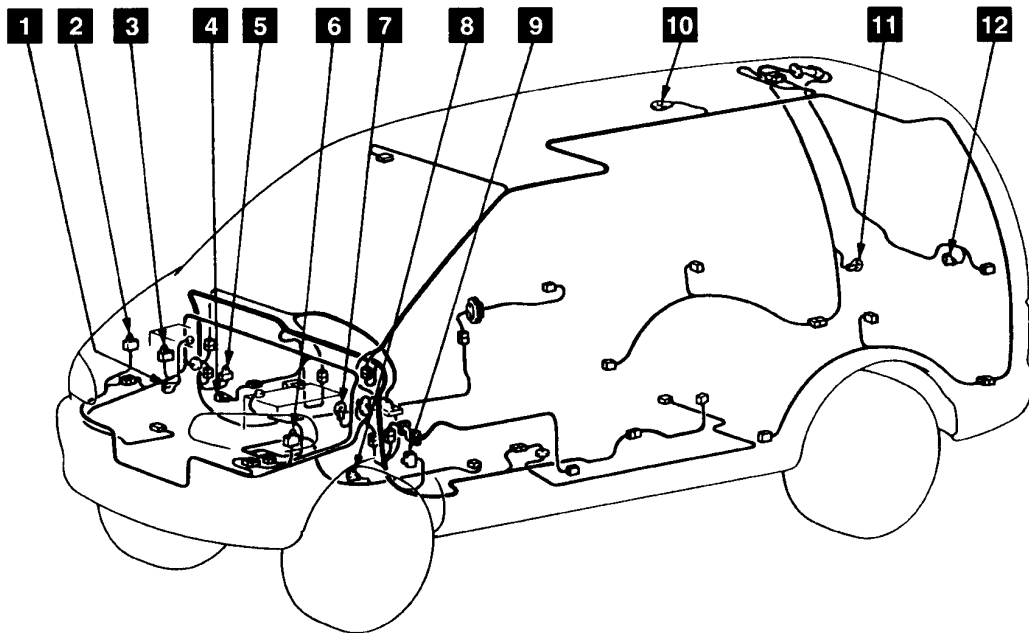
- E-27 Rear speaker (LH)
- E-28 Door switch wiring harness (RH) and roof wiring harness combination
- E-29 Door switch wiring harness (RH) and roof wiring harness combination
- E-30 -
- E-31 Sunshade motor (rear:RH)
- E-32 Sunshade relay (front:RH)
- E-33 Sunshade relay (front:LH)
- E-34 Sunshade relay (rear:RH)
- E-35 Sunshade relay (rear:LH)

- E-36 Diode (for closing front sunshade)
- E-37 Diode (for closing rear sunshade)
- E-38 Sunshade switch (for rear seats)
- E-39 Luxury-type room lamp
- E-40 Diode (for opening front sunshade)
- E-41 Diode (for opening rear sunshade)
- E-42 Sunshade motor (rear:LH)
- E-43 Rear fog lamp
- E-44 Roof wiring harness and rear fog lamp wiring harness combination

**EARTH**

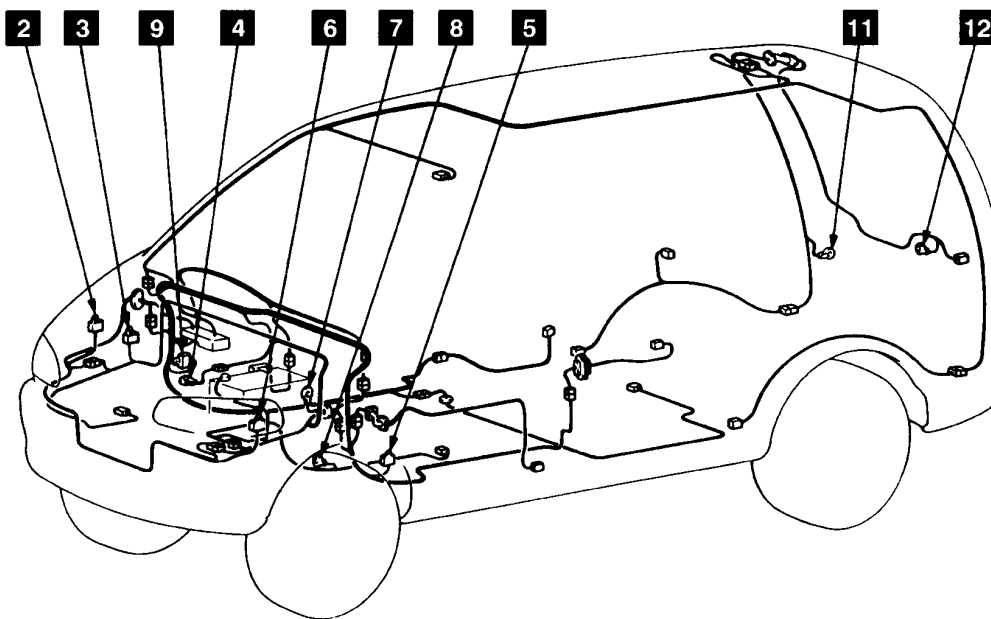
120002503

<L.H. drive vehicles>



36W0138

<R.H. drive vehicles>

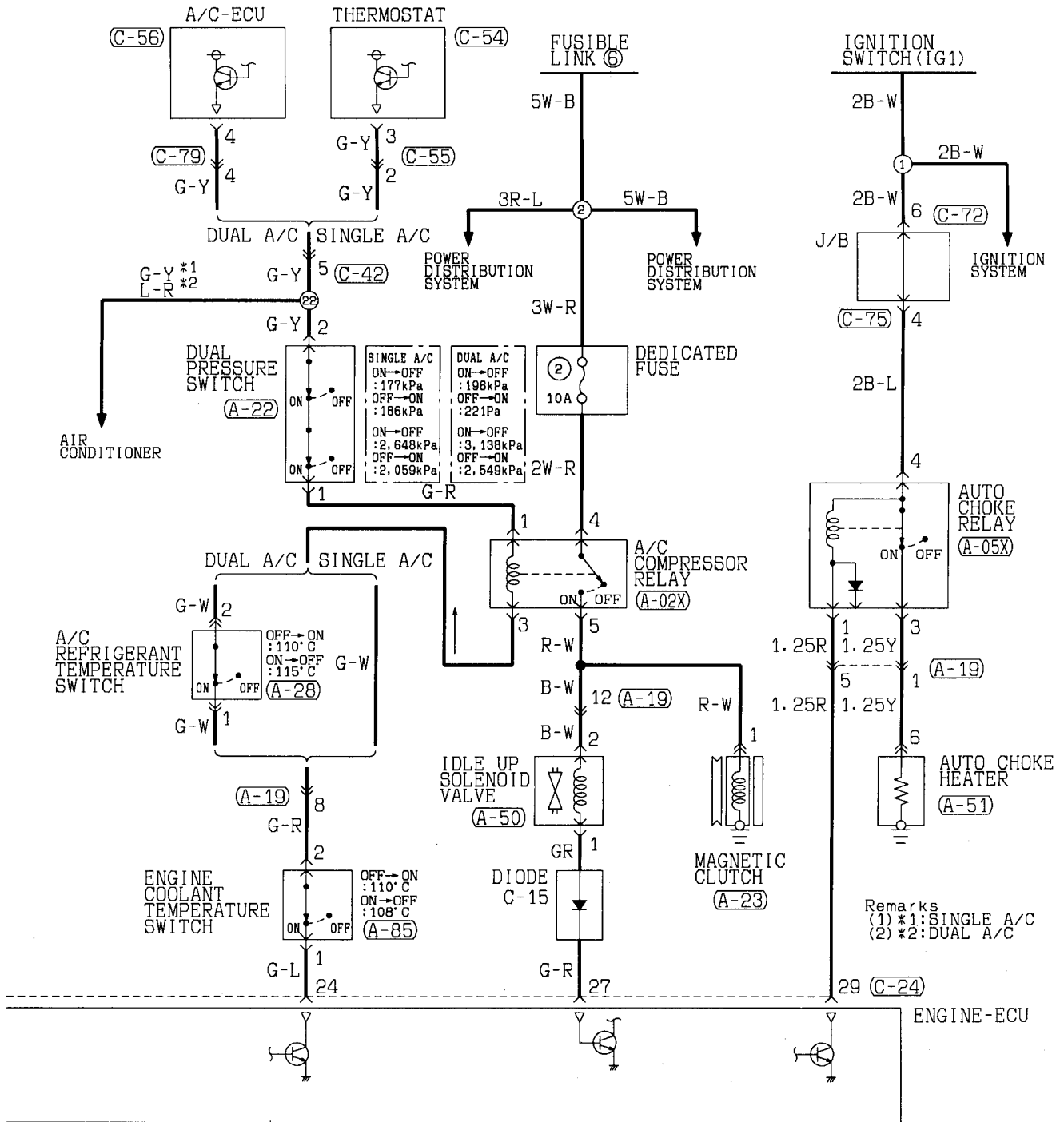


36W0123

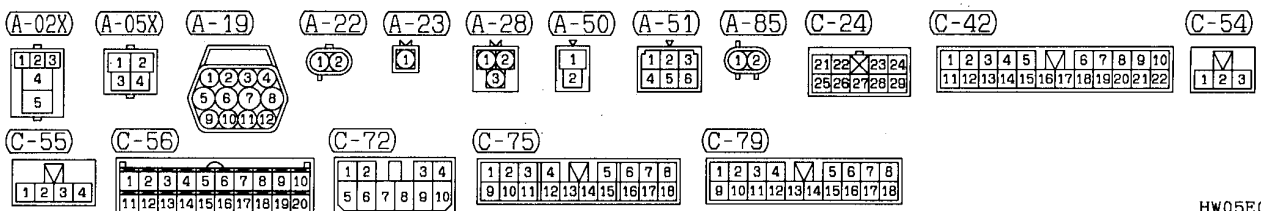
00003227

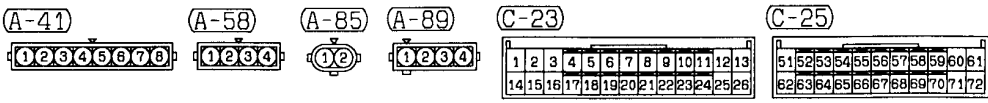
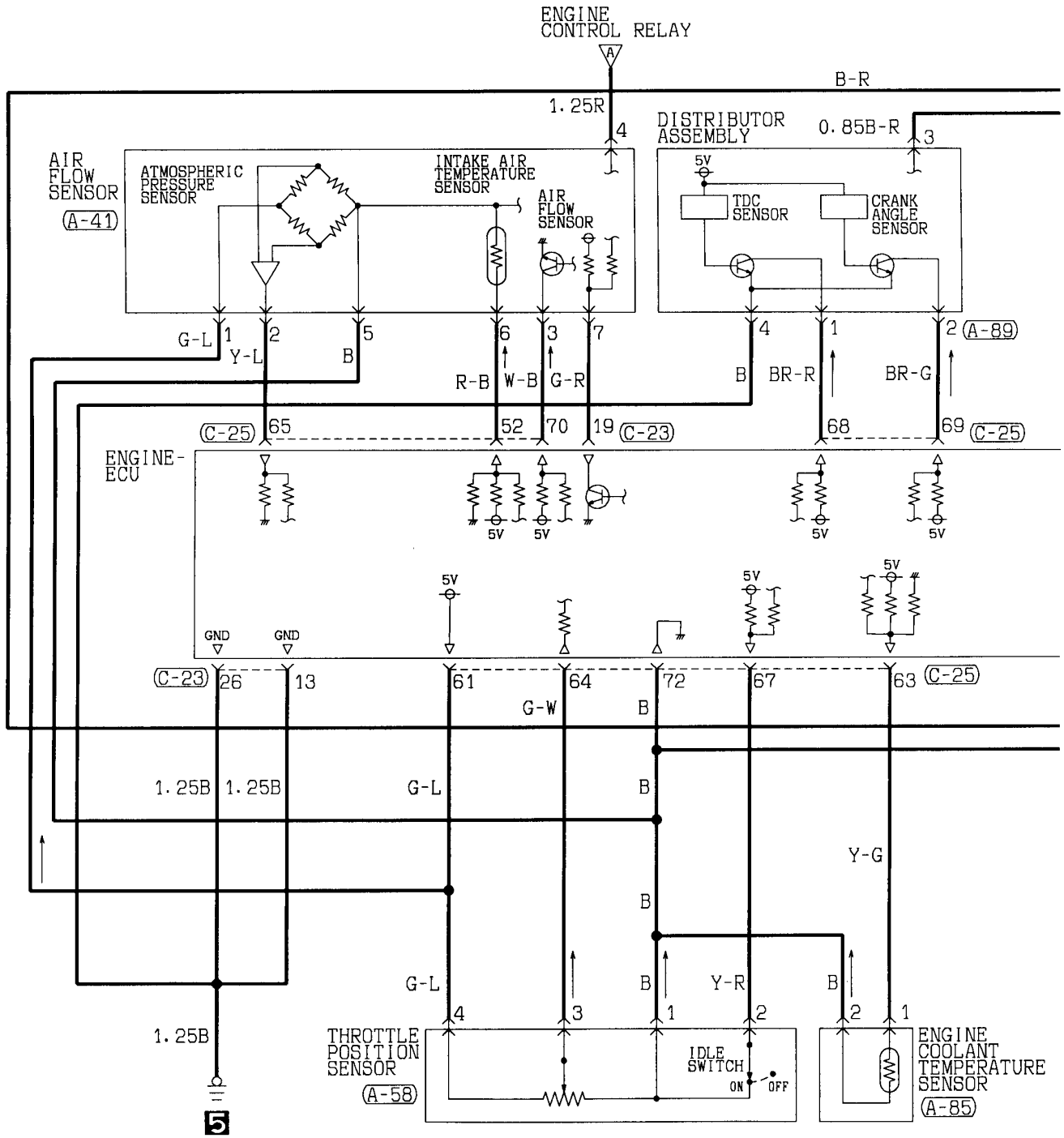
NOTE  
Same earth number are used in the circuit diagram.

ELECTRONICALLY-CONTROLLED CARBURETTOR (CONTINUED)



Remarks  
 (1)\*1: SINGLE A/C  
 (2)\*2: DUAL A/C



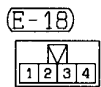
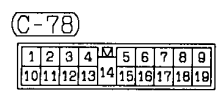
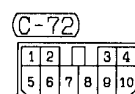
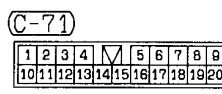
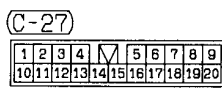
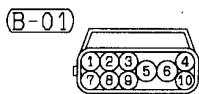
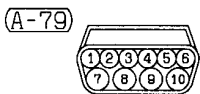
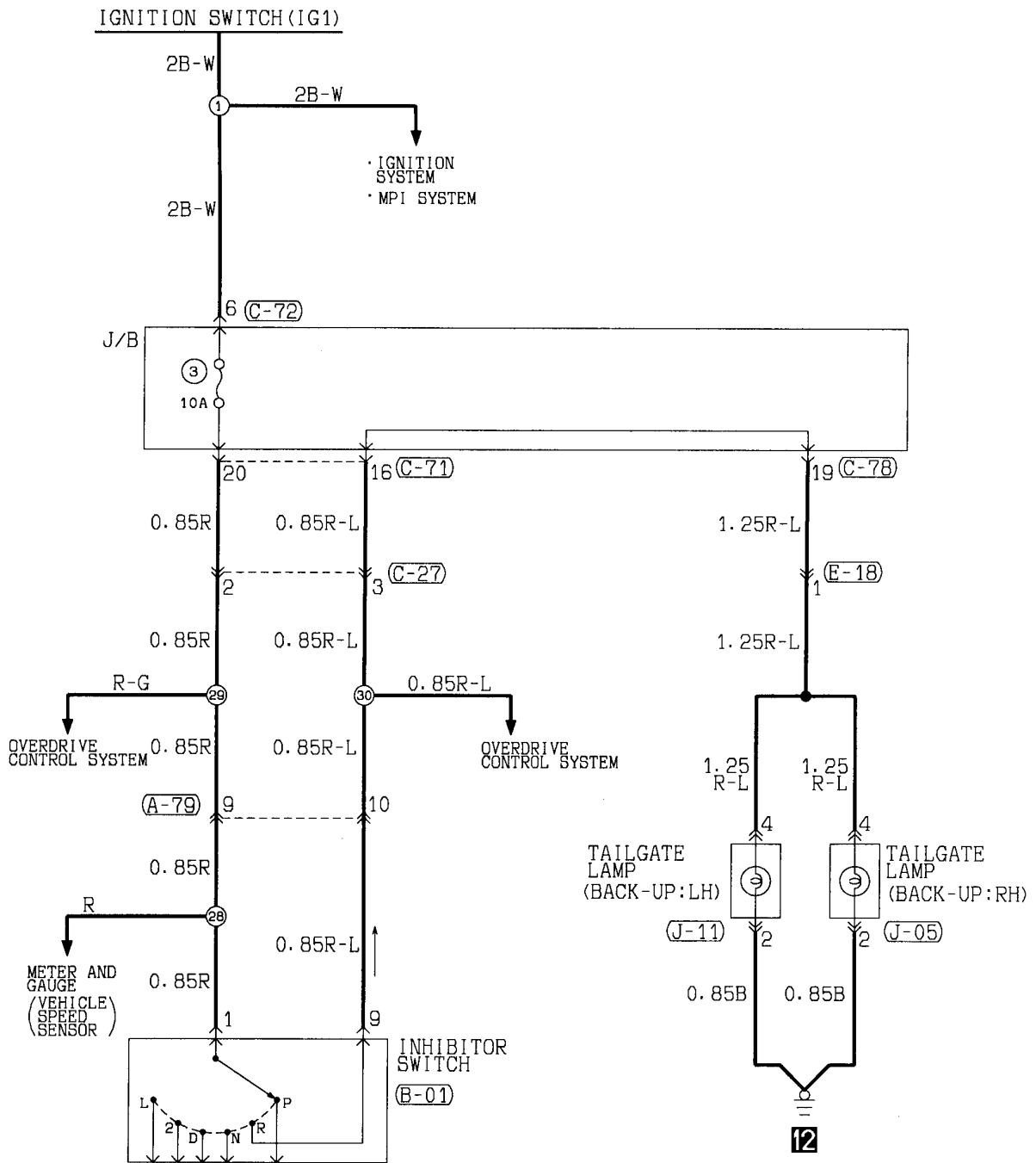


Wire colour code  
 B:Black LG:Light green G:Green L:Blue W:White Y:Yellow SB:Sky blue  
 BR:Brown O:Orange GR:Gray R:Red P:Pink V:Violet

BACK-UP LAMP

120002380

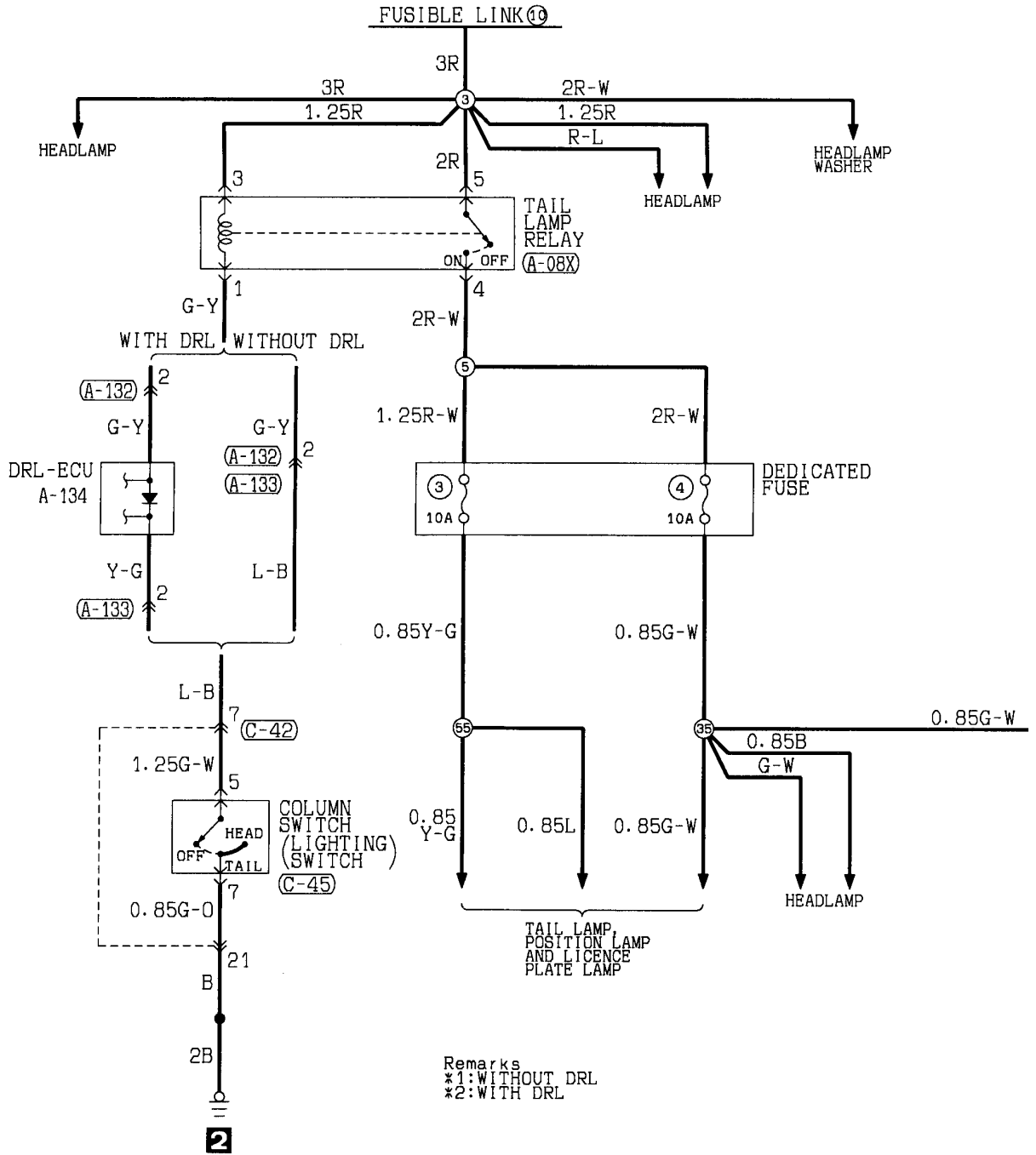
A/T



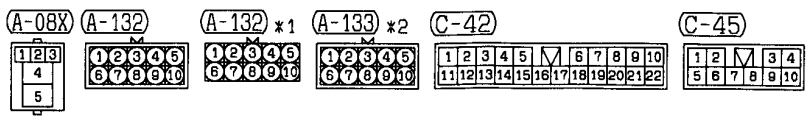
# LIGHTING MONITOR BUZZER

120002431

L.H. drive vehicles



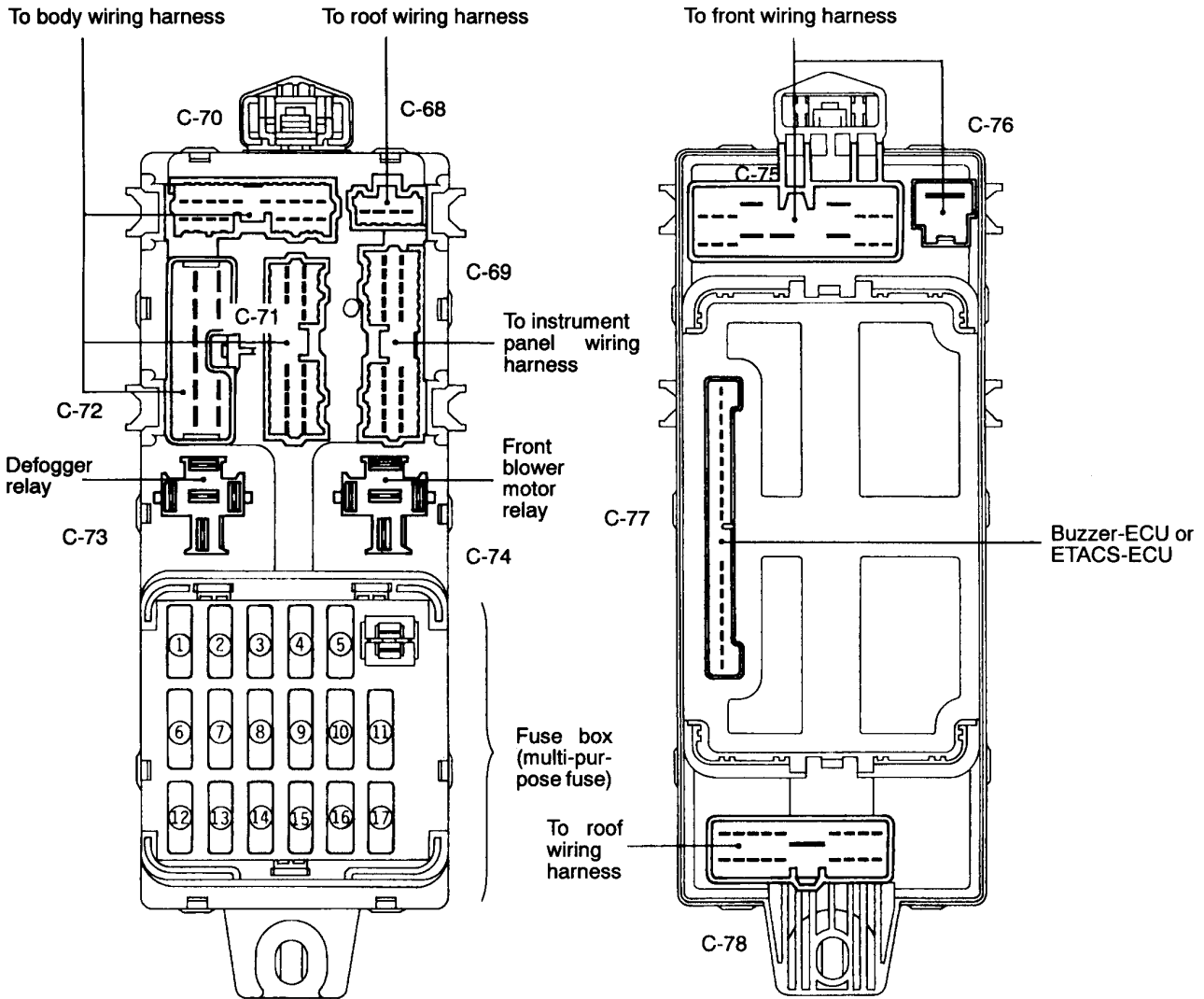
Remarks  
\*1: WITHOUT DRL  
\*2: WITH DRL





**Front side**

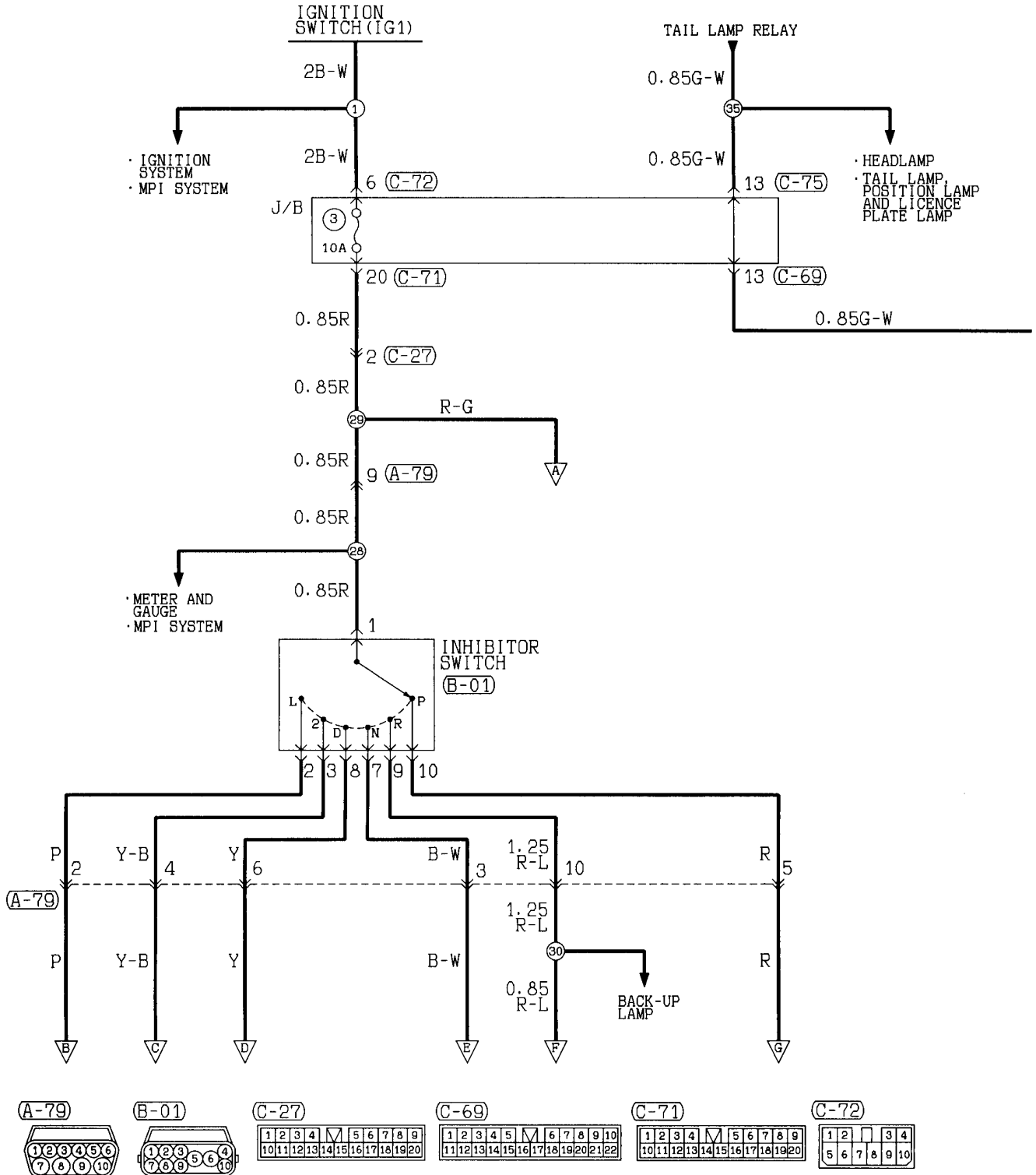
**Rear side**

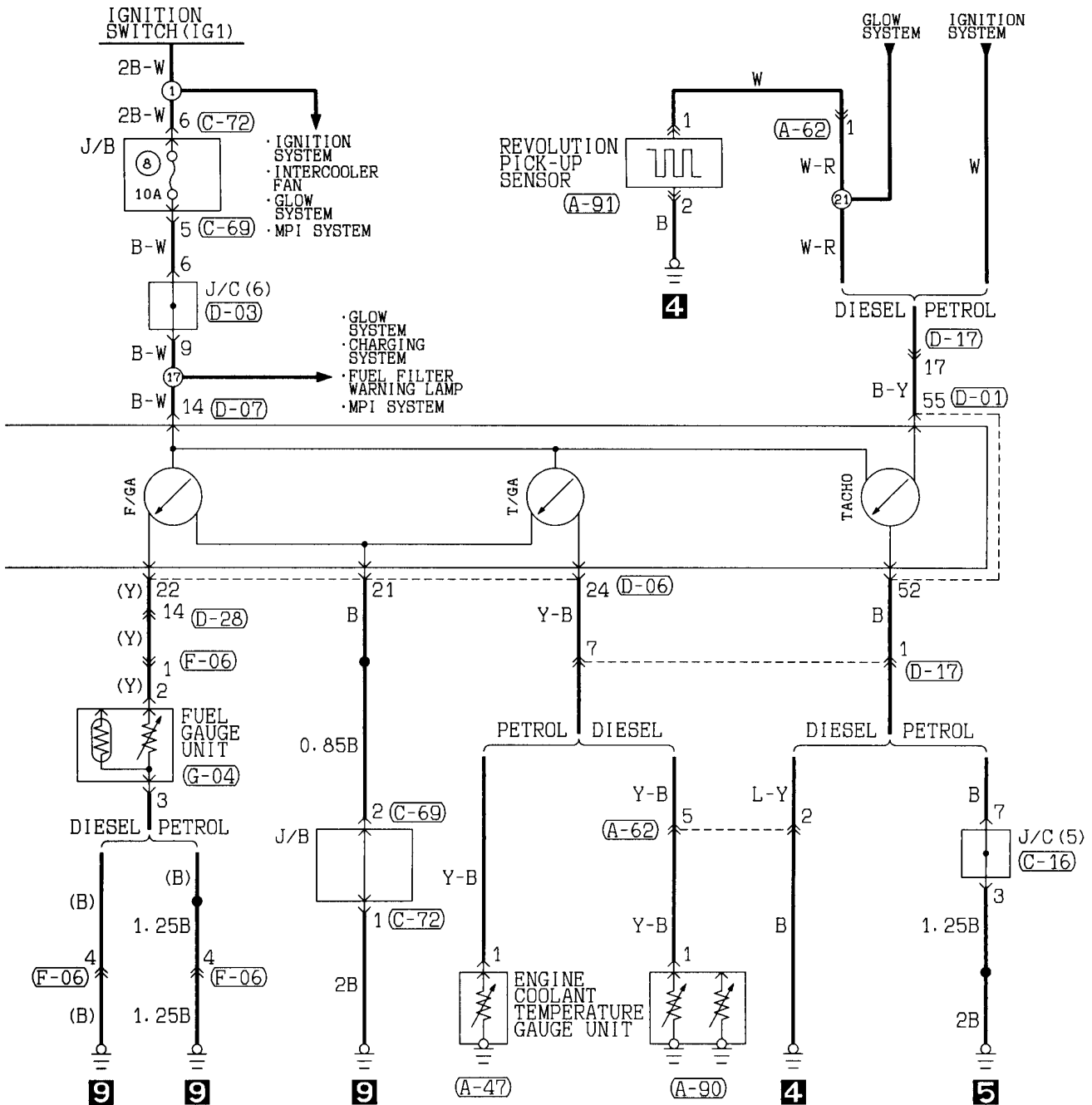


16X0078

16X0079  
00000411

OVERDRIVE CONTROL SYSTEM





D-01

51	52	53	54	55	56	57	58	59	60	61	62
----	----	----	----	----	----	----	----	----	----	----	----

D-02

31	32	33	34	35	36	37	38	39	40	41	42	43	44
----	----	----	----	----	----	----	----	----	----	----	----	----	----

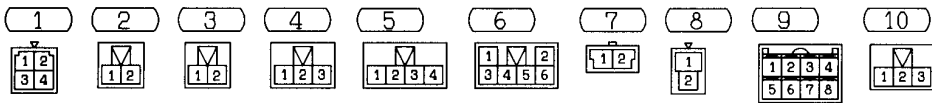
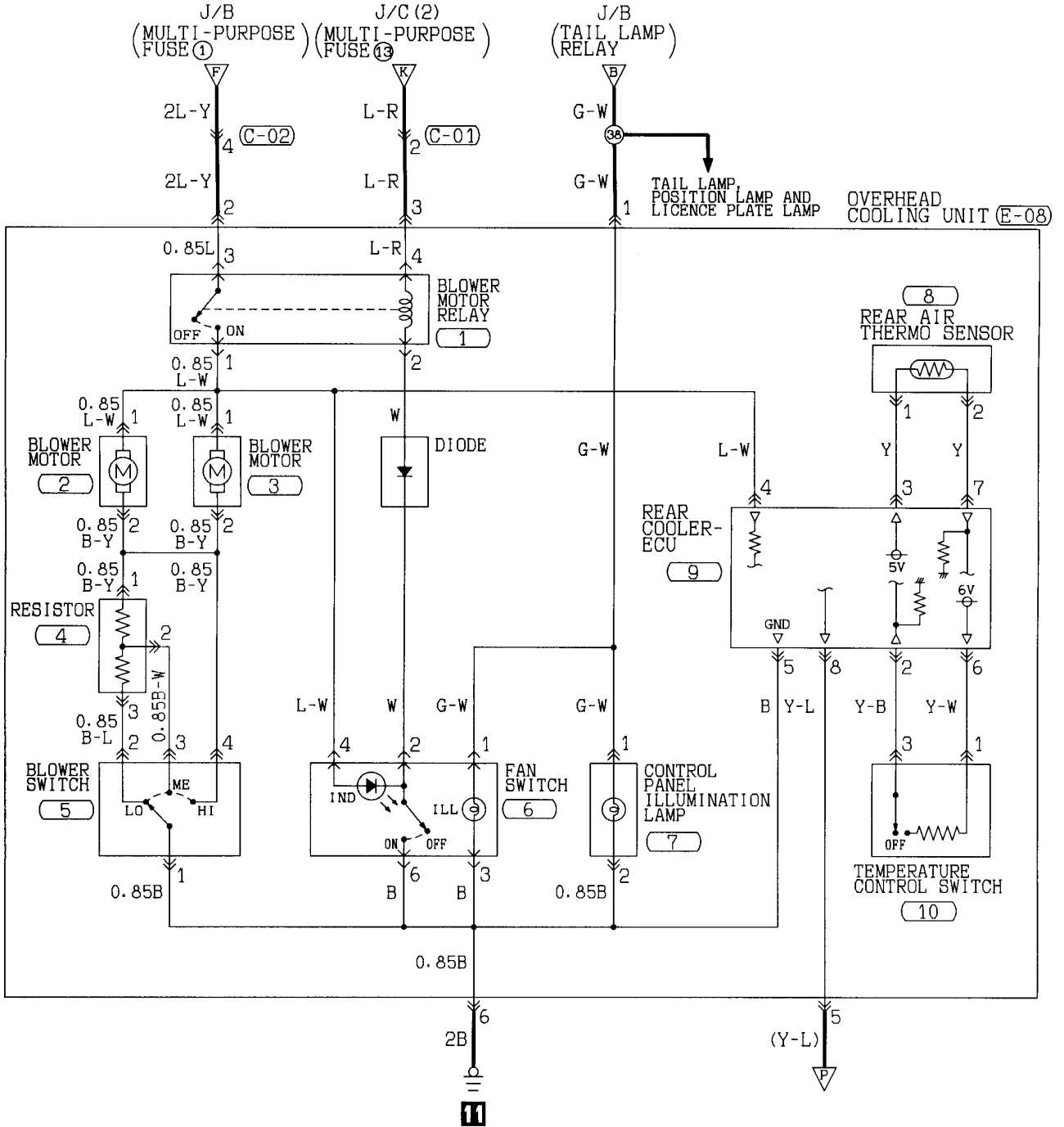
D-03

1	2	3	4	5	6	7	8	9	10	11
12	13	14	15	16	17	18	19	20	21	22
23	24	25	26	27	28	29	30	31	32	33

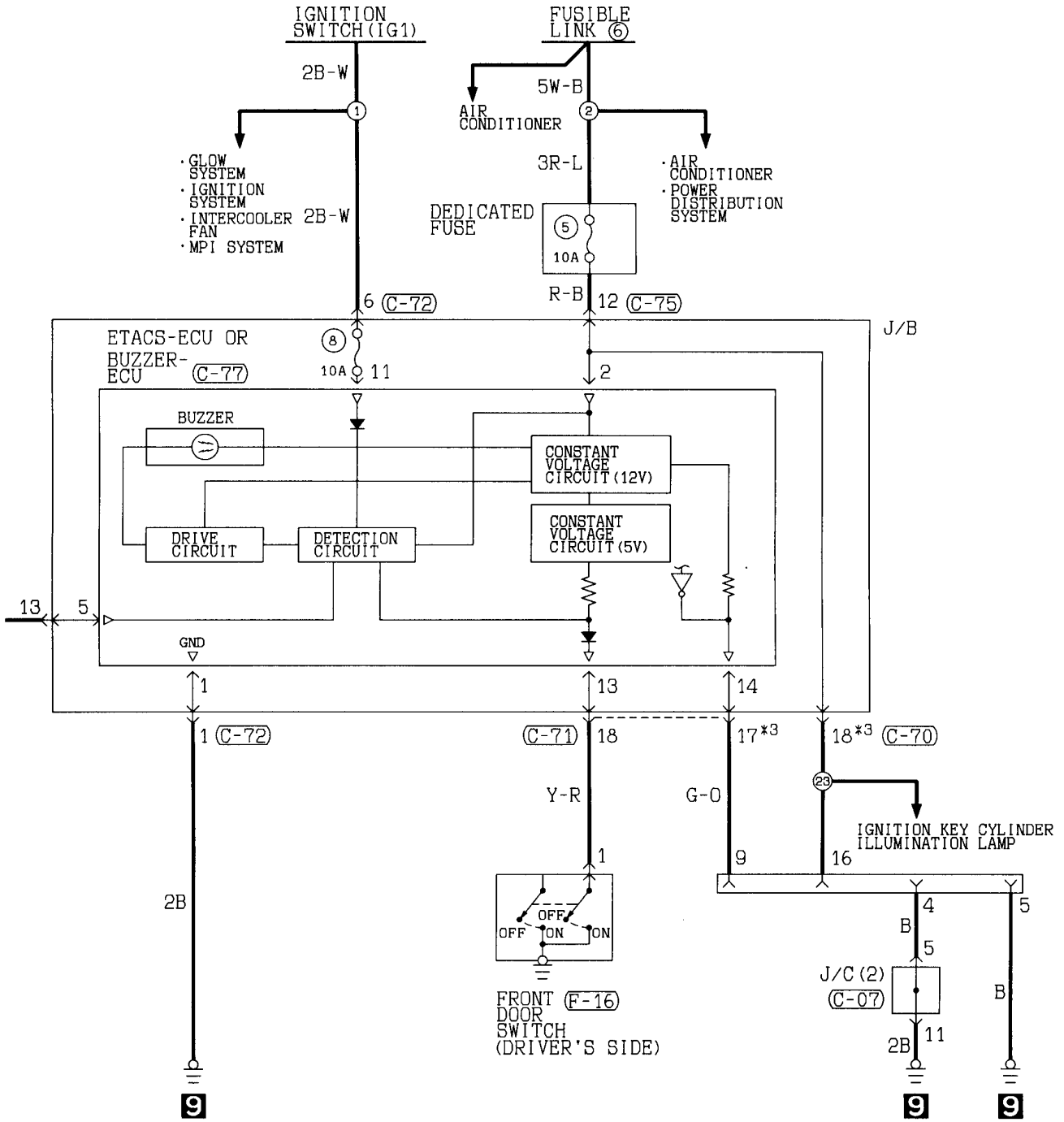
D-06

21	22	23	24	25	26	27	28	29	30
----	----	----	----	----	----	----	----	----	----

Wire colour code  
 B:Black LG:Light green G:Green L:Blue W:White Y:Yellow SB:Sky blue  
 BR:Brown O:Orange GR:Gray R:Red P:Pink V:Violet



Wire colour code  
 B : Black    LG : Light green    G : Green    L : Blue    W : White    Y : Yellow    SB : Sky blue  
 BR : Brown    O : Orange    GR : Gray    R : Red    P : Pink    V : Violet

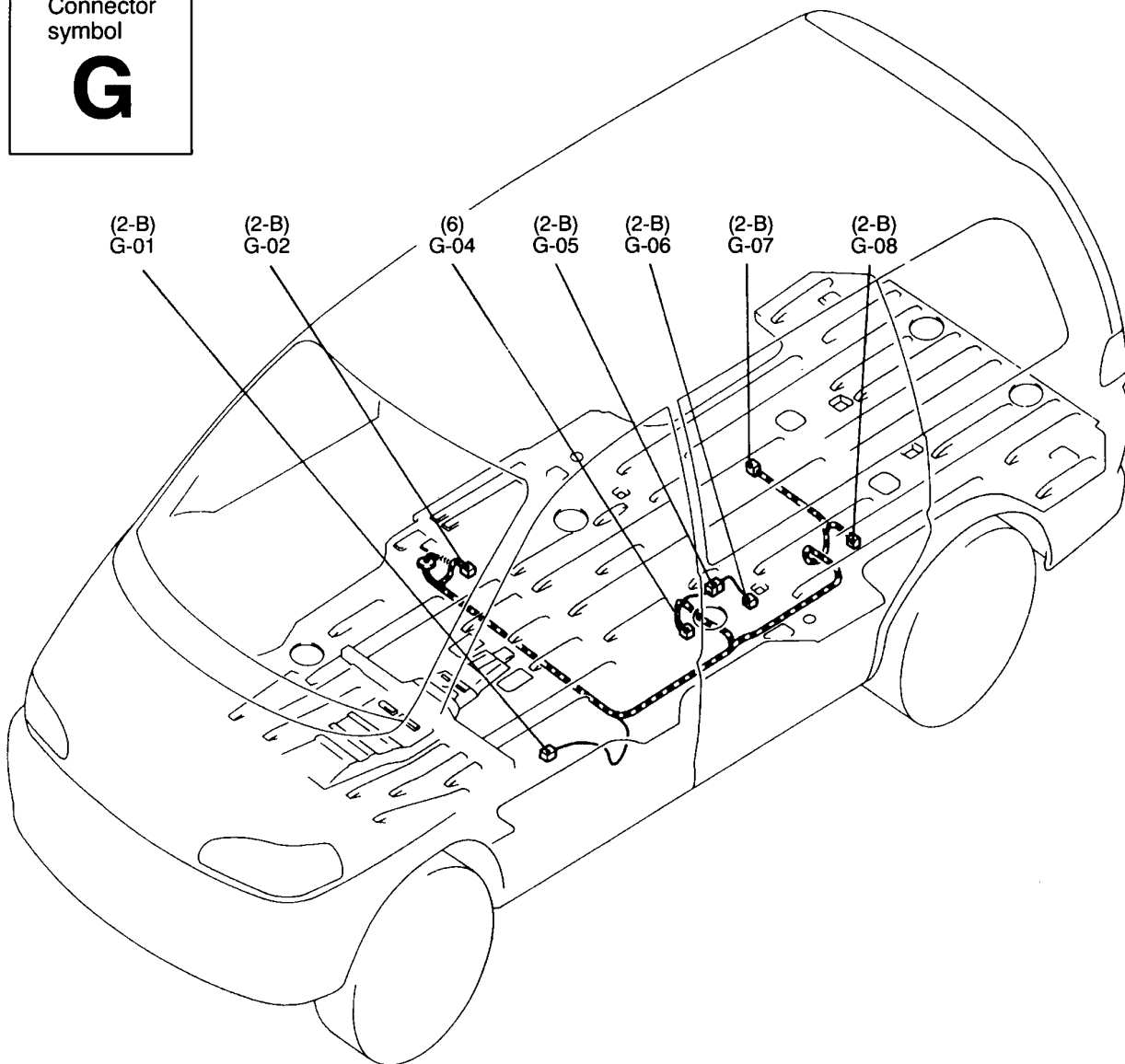



<b>(C-71)</b>	<b>(C-72)</b>	<b>(C-75)</b>	<b>(C-77)</b>	<b>(F-16)</b>
1 2 3 4 5 6 7 8 9 10 11 12 13 14 15 16 17 18 19 20	1 2 3 4 5 6 7 8 9 10	1 2 3 4 5 6 7 8 9 10 11 12 13 14 15 16 17 18	1 2 3 4 5 6 7 8 9 10 11 12 13 14 15 16 17 18 19 20	1 2

Wire colour code  
 B : Black LG:Light green G :Green L :Blue W :White Y :Yellow SB:Sky blue  
 BR:Brown O :Orange GR:Gray R :Red P :Pink V :Violet

## UNDER FLOOR

R.H. drive vehicles

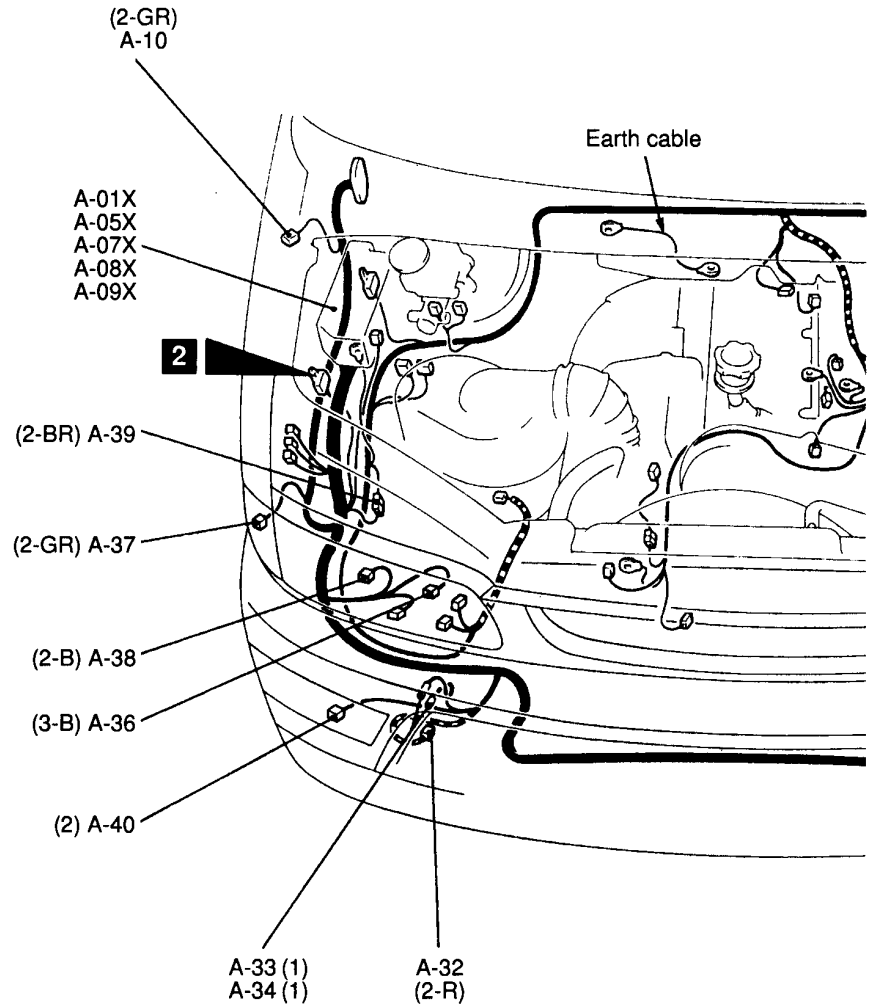
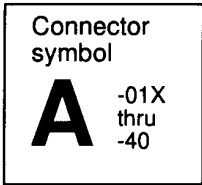


36W0122

- G-01 No connection
- G-02 No connection
- G-04 Fuel gauge unit
- G-05 Fuel pump wiring harness and fuel gauge wiring harness combination <Petrol>
- G-06 Fuel pump <Petrol>
- G-07 Rear wheel speed sensor (RH) <ABS>
- G-08 Rear wheel speed sensor (LH) <ABS>

ENGINE COMPARTMENT

Diesel <R.H. drive vehicles>



Connector colour code  
 B : Black  
 Y : Yellow  
 L : Blue  
 G : Green  
 R : Red  
 BR : Brown  
 V : Violet  
 O : Orange  
 GR : Gray

- A-01X Horn relay <SRS>
- A-05X Alternator relay
- A-07X Rear fog lamp relay
- A-08X Tail lamp relay
- A-09X Headlamp relay
- A-10 Side turn signal lamp (RH)
- A-12 Starter
- A-13 Starter
- A-14 Side turn signal lamp (LH)

- A-15 Windshield washer motor
- A-16 Front turn signal lamp (LH)
- A-17 Headlamp (LO: LH)
- A-18 Position lamp (LH)
- A-19 Control wiring harness and front wiring harness combination
- A-20 Control wiring harness and front wiring harness combination