

Circuit charts

	Page
CIRCUIT CHARTS	295
NOTES AND SPECIFICATIONS	295
CHART 1A: START	296
CHART 1B: START (.10 – .12)	297
CHART 2A: PREHEATING (.9)	298
CHART 2B: PREHEATING (.11)	299
CHART 2C: PREHEATING (.13 – .15)	300
CHART 2D: PREHEATING (.10 – .12)	301
CHART 2E: PRE-HEATING (.10 – .12 – .14 – .17 – EDC16)	302
CHART 3: RECHARGE	303
CHART 4: INSTRUMENTS	304
CHART 5: TACHOMETER	305
CHART 6A: RPM COUNTER (.9)	306
CHART 6B: RPM COUNTER (.11)	307
CHART 6C: RPM COUNTER (.10 – .12 – .13 – .15)	308
CHART 6D: RPM COUNTER (.10 – .12 – .14 – .17 – EDC16)	309
CHART 7A: OPTICAL INDICATORS (.9 – .11)	310
CHART 7B: OPTICAL INDICATORS	311
CHART 8: OUTSIDE LIGHTING (CAB INSTRUMENTS)	312
CHART 9A: OUTSIDE LIGHTING (POSITION LIGHTS)	313
CHART 9B: OUTSIDE LIGHTING (CAB POSITION LIGHTS VAN)	314
CHART 10: FLOOD AND DIPPED LIGHTS ..	315
CHART 11A: BACK AND FRONT FOG LIGHTS	316
CHART 11B: BACK AND FRONT FOG LIGHTS (VAN)	317

	Page		Page				
CHART 12:	FRONT LIGHT SETTING	318	CHART 23B:	ENGINE COOLING (.11)	341
CHART 13A:	DIRECTION AND EMERGENCY LIGHTS	319	CHART 23C:	ENGINE COOLING (.13-.15)	...	342
CHART 13B:	DIRECTION AND EMERGENCY LIGHTS (VAN)	320	CHART 23D:	ENGINE COOLING (.10-.12)	..	343
CHART 14A:	STOP LIGHTS	321	CHART 23E:	ENGINE COOLING (.10-.12-.14-.17-EDC16)	344
CHART 14B:	STOP LIGHTS (VAN)	322	CHART 24A:	EGR/EXHAUST GAS ELECTRONIC CONTROL SYSTEM (.9)	345
CHART 15A:	BACKUP LIGHTS	323	CHART 24B:	EGR/EXHAUST GAS ELECTRONIC CONTROL SYSTEM FOR EDC (.13)		346
CHART 15B:	BACKUP LIGHTS (VAN)	324	CHART 24C:	EGR/EXHAUST GAS ELECTRONIC CONTROL SYSTEM FOR EDC (.10-.12)	347
CHART 16:	HORN	325	CHART 24D:	EGR EXHAUST GAS ELECTRONIC CONTROL SYSTEM FOR EDC (.10-.12-.14-.17-EDC16)	..	348
CHART 17:	WINDSCREEN AND FRONT LIGHT WASHER	326	CHART 25A:	SPARK LEAD VARIATOR (.9)	349
CHART 18A:	WINDSCREEN DEFROSTER	327	CHART 25B:	SPARK LEAD VARIATOR (.11)	...	350
CHART 18B:	WINDSCREEN DEFROSTER (.10-.12)	328	CHART 26A:	E.D.C. (.13)	351
CHART 19:	RADIO SET	329	CHART 26B:	E.D.C. WITH VGT (.15)	352
CHART 20A:	INTERNAL LIGHTING AND CIGARETTE LIGHTER	330	CHART 26C:	E.D.C. WITH WASTE GATE (.13)		353
CHART 20B:	INTERNAL LIGHTING (VAN)	...	331	CHART 26D:	E.D.C. WITHOUT EGR (.10-.12)		354
CHART 20C:	INTERNAL LIGHTING 6+1 VEHICLE		332	CHART 26E:	E.D.C. WITHOUT EGR (.10-.12-.14-.17-EDC16)	355
CHART 20D:	INTERNAL LIGHTING AND CIGARETTE LIGHTER (FIA)	333	CHART 27A:	HEATED FUEL FILTER (.9-.11) / OPT 2287	356
CHART 21A:	IMMOBILIZER (.9)	334	CHART 27B:	HEATED FUEL FILTER (.13-.15)	.	357
CHART 21B:	IMMOBILIZER (.11)	335	CHART 27C:	HEATED FUEL FILTER (.10-.12)	.	358
CHART 21C:	IMMOBILIZER (.10-.12-.13-.15)		336	CHART 27D:	HEATED FUEL FILTER (.10-.12-.14-.17-EDC16)	359
CHART 21D:	IMMOBILIZER (.10-.12-.14-.17-EDC16)	337	CHART 28A:	POWER WINDOW OPERATOR AND PASSENGER SIDE / OPT 693	360
CHART 22A:	DIAGNOSIS CONNECTION (.9-.11)	338	CHART 28B:	POWER WINDOW OPERATOR SIDE / OPT 4028	361
CHART 22B:	DIAGNOSIS CONNECTION (.10-.12-.13-.15-.14-.17)	339	CHART 28C:	POWER WINDOW OPERATOR AND PASSENGER SIDE (.10-.12)	362
CHART 23A:	ENGINE COOLING (.9)	340				

	Page		Page		
CHART 29:	HEATED REARVIEW MIRRORS / OPT 697	363	CHART 39B:	REAR DIFFERENTIAL LOCK / OPT 131	383
CHART 30:	REARVIEW MIRROR ADJUSTMENT / OPT 2714	364	CHART 40:	13-POLE POWER CONNECTION / OPT 6520	384
CHART 31:	HEATED WINDSCREEN / OPT 685	365	CHART 41A:	TOTAL PTO (.9 - .11)	385
CHART 32:	HEATED REAR WINDOW / OPT 6815	366	CHART 41B:	TOTAL PTO (.10 - .12 - .13 - .15)	386
CHART 33:	ABS/EBD/ABD / OPT 2091	367	CHART 41C:	TOTAL PTO (EDC 16)	387
CHART 34A:	E.C.A.S. WITHOUT RESERVE AIR RESERVOIR (.9-.10-.11-.12-.13-.14- .17)	368	CHART 42A:	HEATED OPERATOR SEAT BUS VERSION / OPT 6628	388
CHART 34B:	E.C.A.S. WITH RESERVE AIR RESERVOIR (.9-.10-.11-.12-.13-.14-.17)	369	CHART 42B:	HEATED SEATS / OPT 6644	389
CHART 34C:	VB TECHNIK (35C - 40C - 45C)	370	CHART 43:	DAY LIGHTS FOR NORTHERN EUROPE VEHICLES / OPT 2536 .	390
CHART 34D:	VB TECHNIK (60C - 65C - 50C)	371	CHART 44:	DOOR LOCK / OPT 6536	391
CHART 35A:	AUTOMATIC CONDITIONER (.9) / OPT 6650	372	CHART 45A:	TELMA SCUDATI RETARDER (.9 - .11) / OPT 235	392
CHART 35B:	AUTOMATIC CONDITIONER (.11) / OPT 6650	373	CHART 45B:	TELMA RETARDER (.10 - .12 - .13 - .15) / OPT 235	393
CHART 35C:	AUTOMATIC CONDITIONER (.13-.15) / OPT 6650	374	CHART 46:	ELECTRICAL BATTERY SECTIONER / OPT 2532	394
CHART 35D:	AUTOMATIC CONDITIONER (.9 - .10 - .11 - .12 - .13 - .14 - .15 - .17) / OPT 6650	375	CHART 47A:	CRUISE CONTROL	395
CHART 35E:	AUTOMATIC CONDITIONER (.10 - .12) / OPT 6650	376	CHART 47B:	CRUISE CONTROL (EDC 16) ...	396
CHART 35F:	AUTOMATIC AIR CONDITIONING (.10 - .12 - .14 - .17 - EDC16)	377	CHART 48:	ENGINE WATER HEATER / OPT 6654	397
CHART 36:	ELECTRONIC TACHOGRAPH / OPT 5130 - 5131	378	CHART 49:	ELECTRICAL CONTROL SLIDING SIDE DOOR	398
CHART 37A:	AIR BAG AND PRE-TENSIONERS / OPT 4495 - 4496	379	CHART 50:	ROTATING SLIDING DOOR ...	399
CHART 37B:	AIR BAG AND PRETENSIONERS	380	CHART 51:	ELECTRICAL PIT ON PAVILION / OPT 640	400
CHART 38:	DOOR LOCK WITH ANTI-THEFT / OPT 6890	381	CHART 52:	SCUDATI CENTRAL EMERGENCY CONTROL / OPT 2546	401
CHART 39A:	FRONT DIFFERENTIAL LOCK / OPT 131	382	CHART 53:	SYSTEM FOR NORTH AFRICA VEHICLES	402
			CHART 54:	SYSTEM FOR BUS VEHICLES WITH 2-TONE HORN	403
			CHART 55:	SYSTEM FOR RIGHT HAND DRIVE ROTATING SLIDING DOOR VEHICLES	404

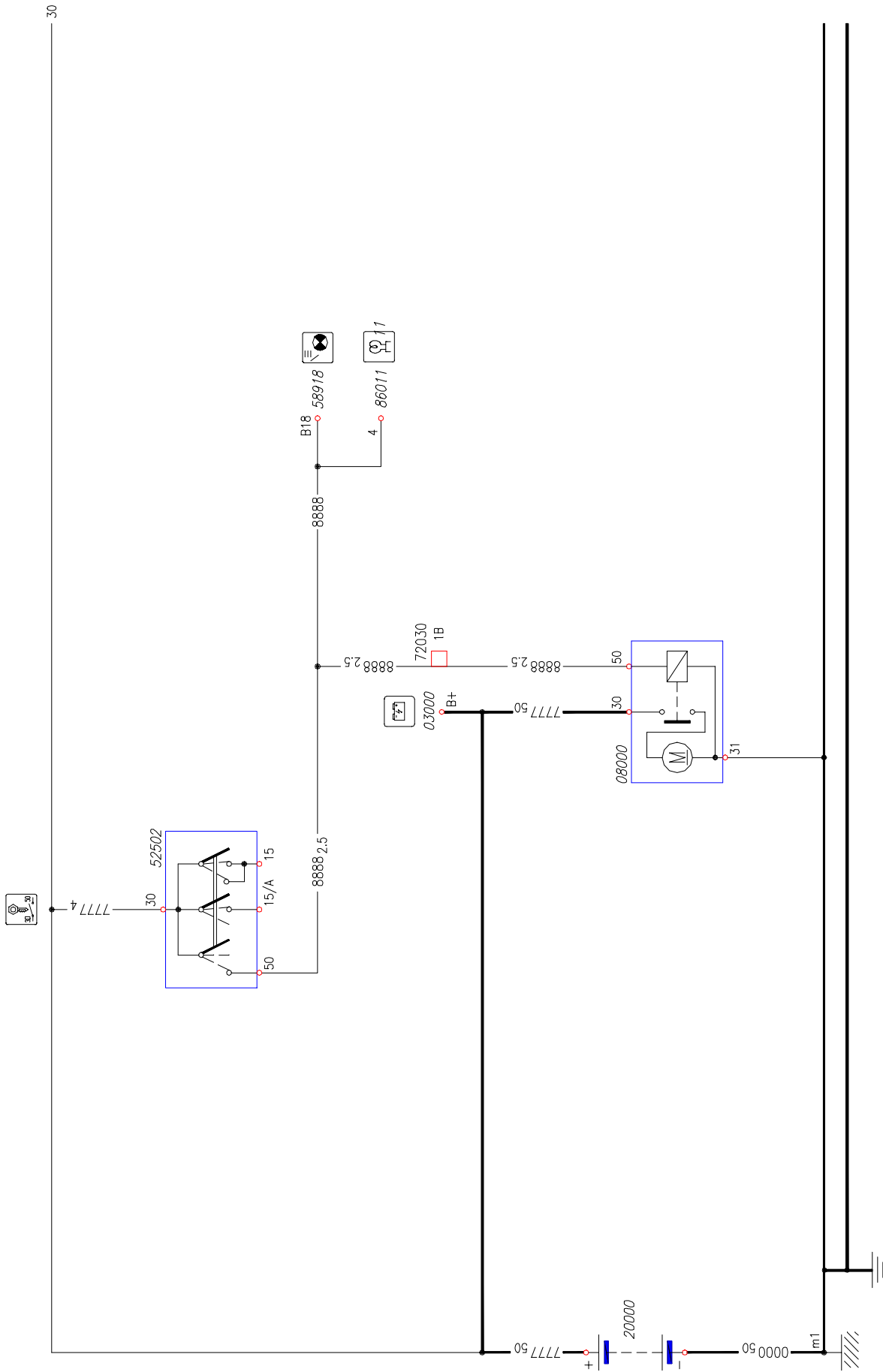
Page

CHART 56: ABS 8 405

CHART 57: ESP8 406

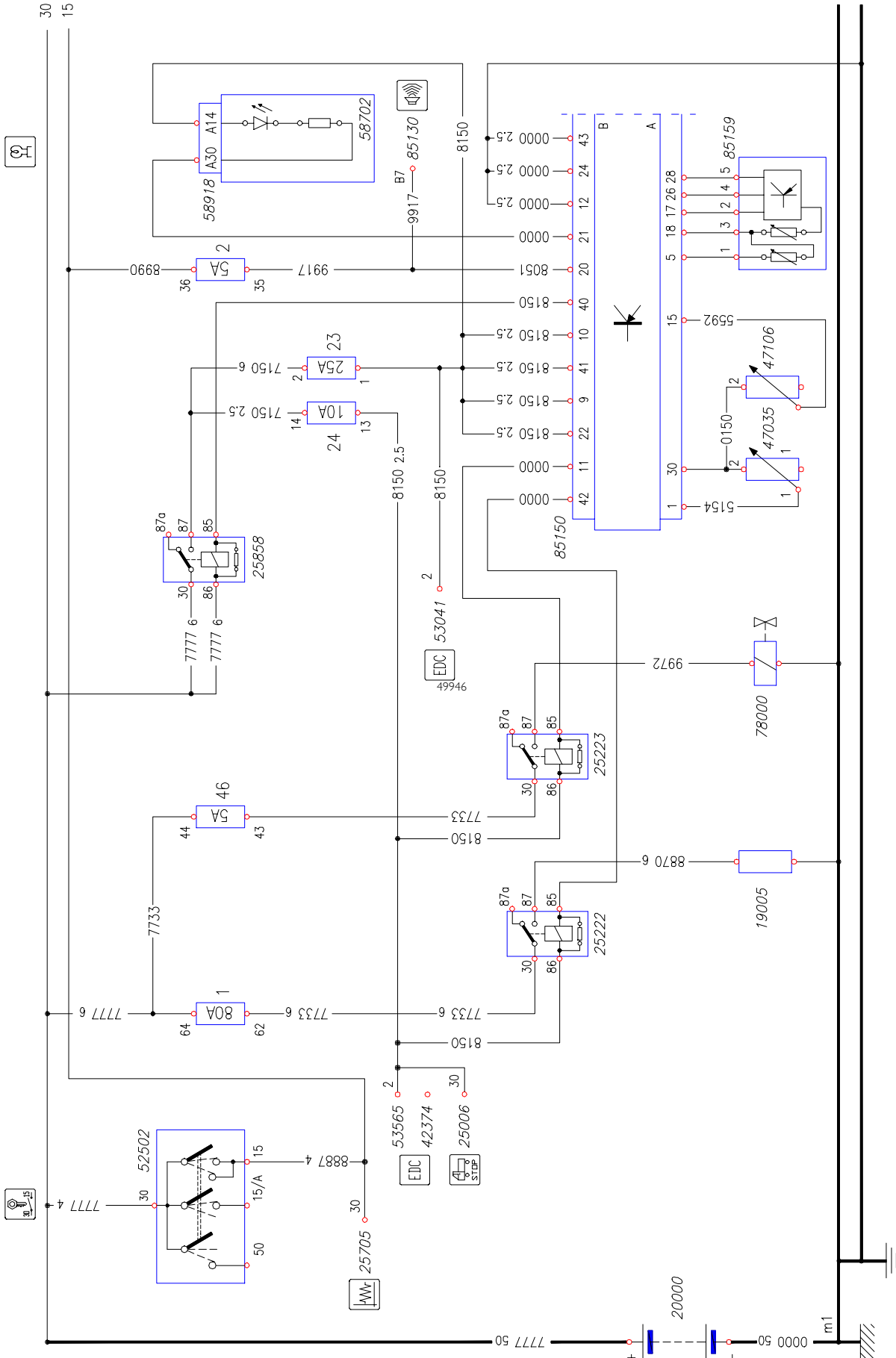
CHART 58: 6 AS 300 VD AUTOMATIC
GEARBOX 407

Chart IA: Start



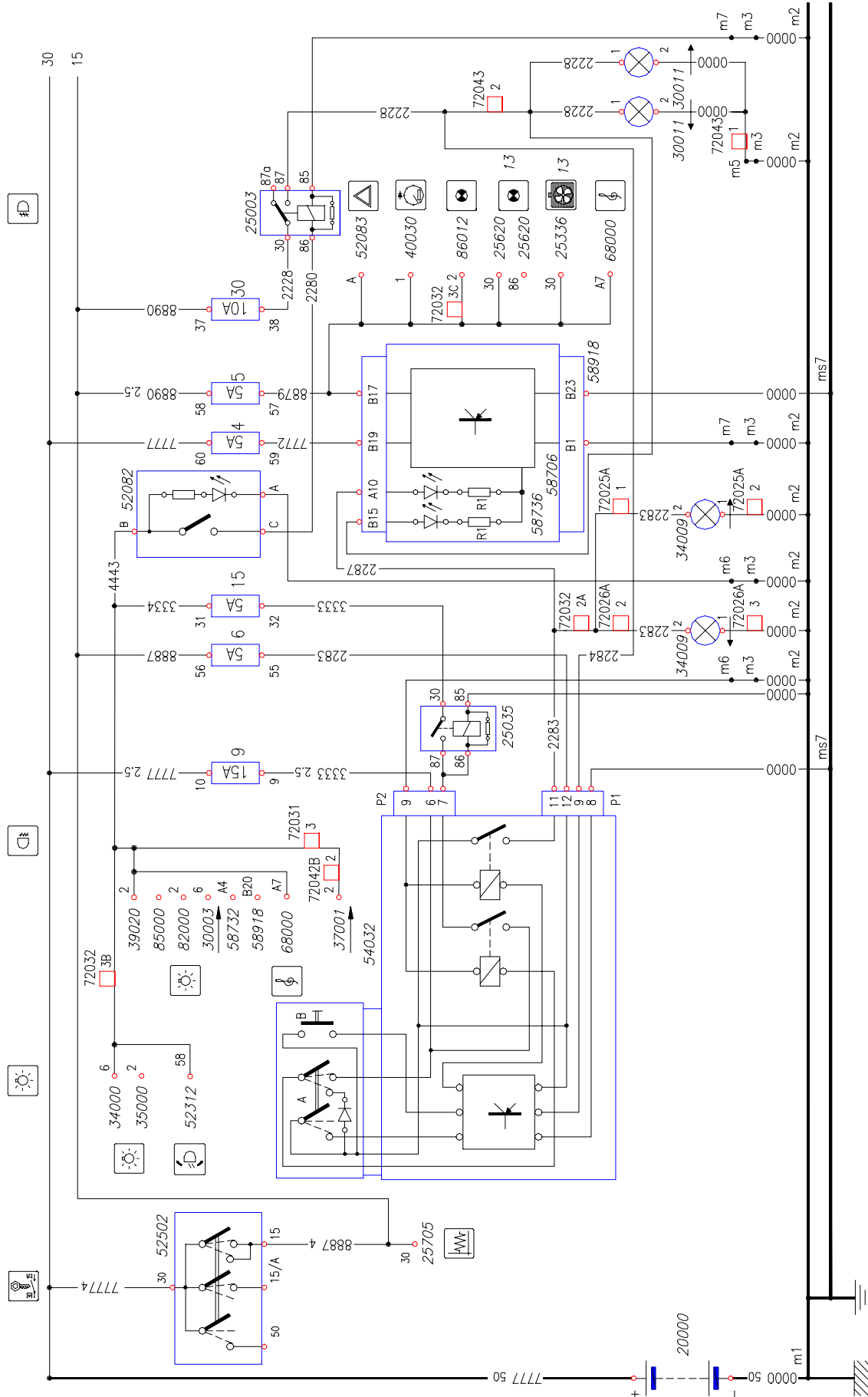
49949

Chart 2C: Preheating (.13 - .15)



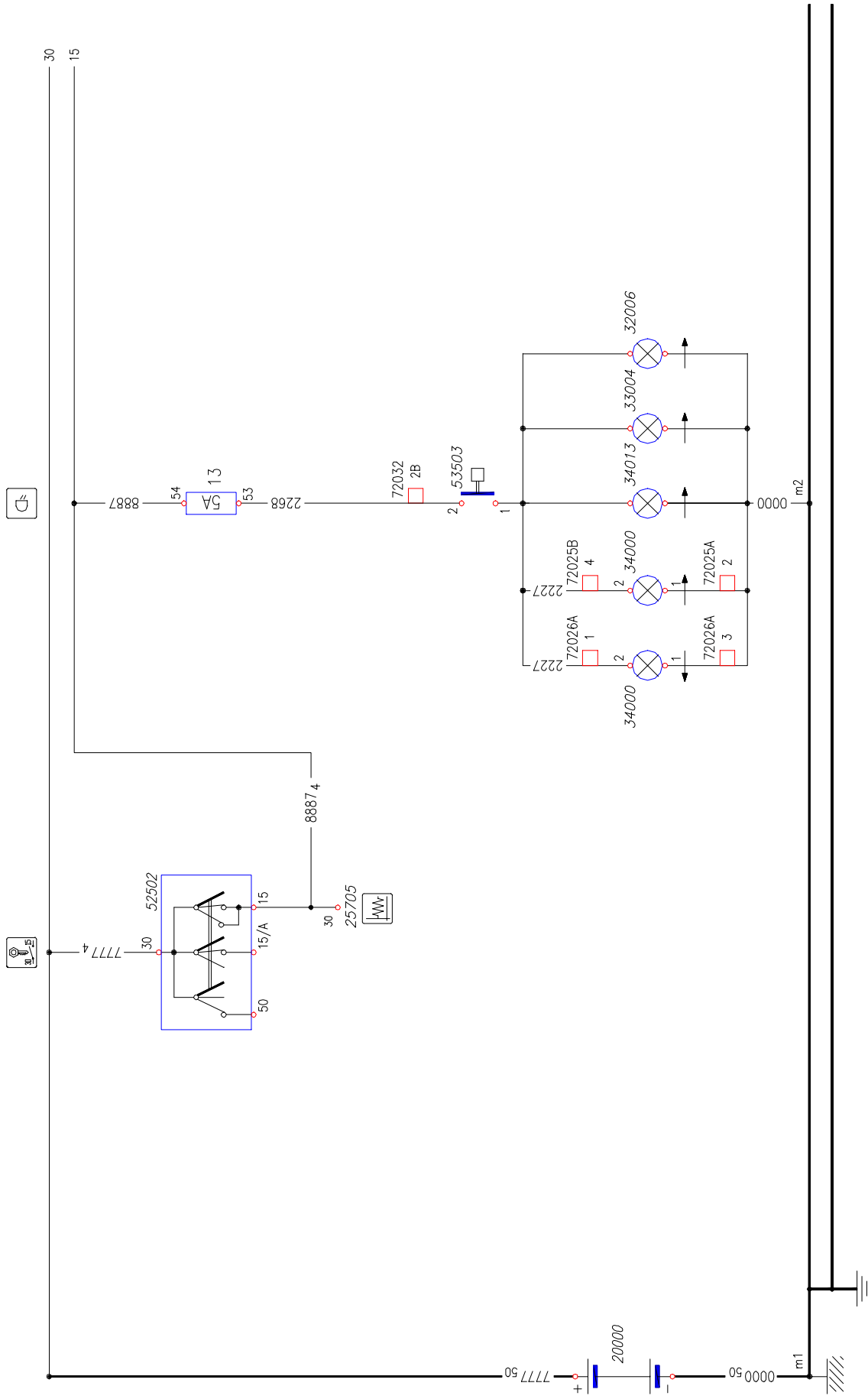
49946

Chart I I B: Back and front fog lights(van)



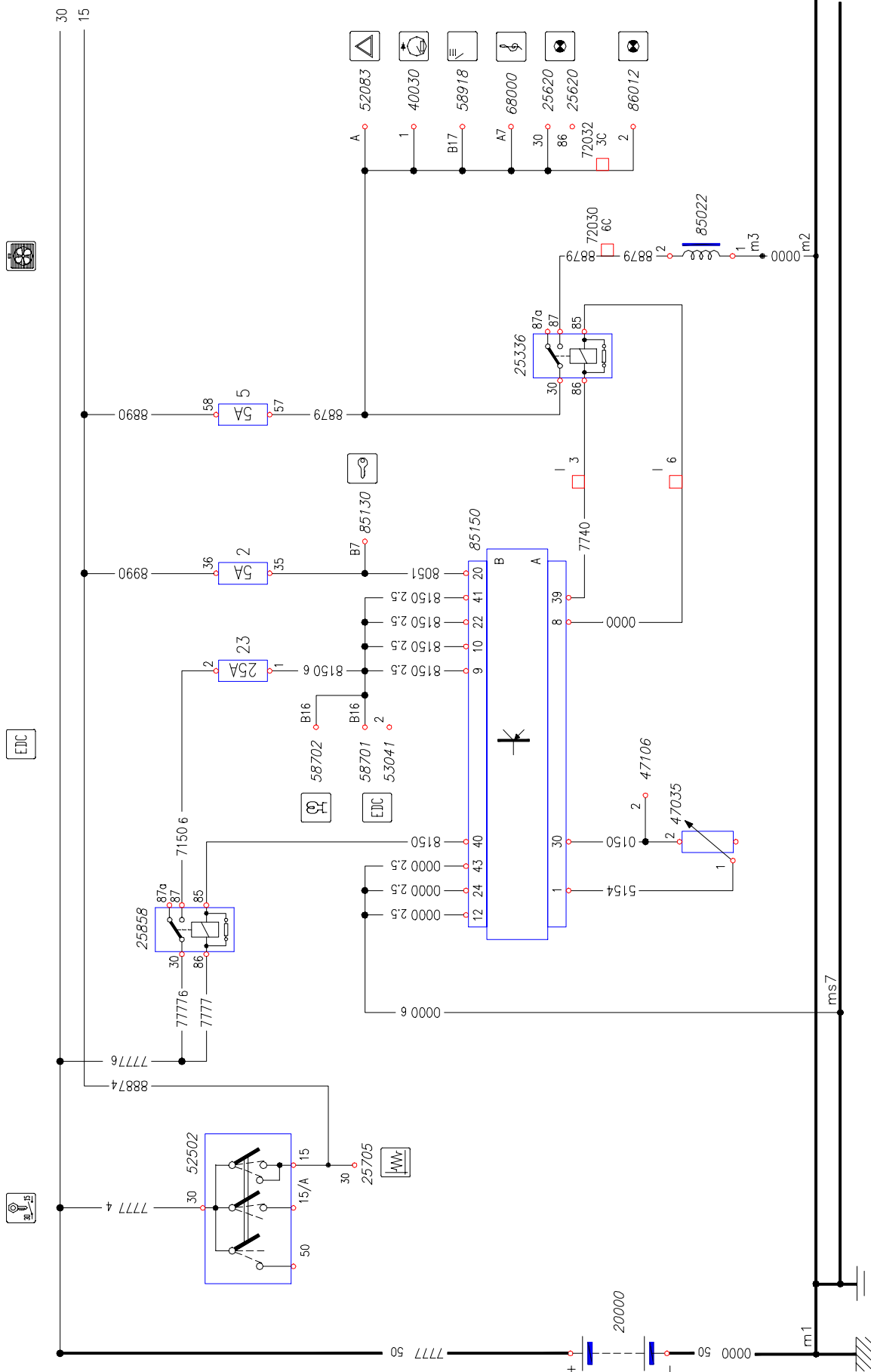
49932

Chart I5B: Backup lights (van)



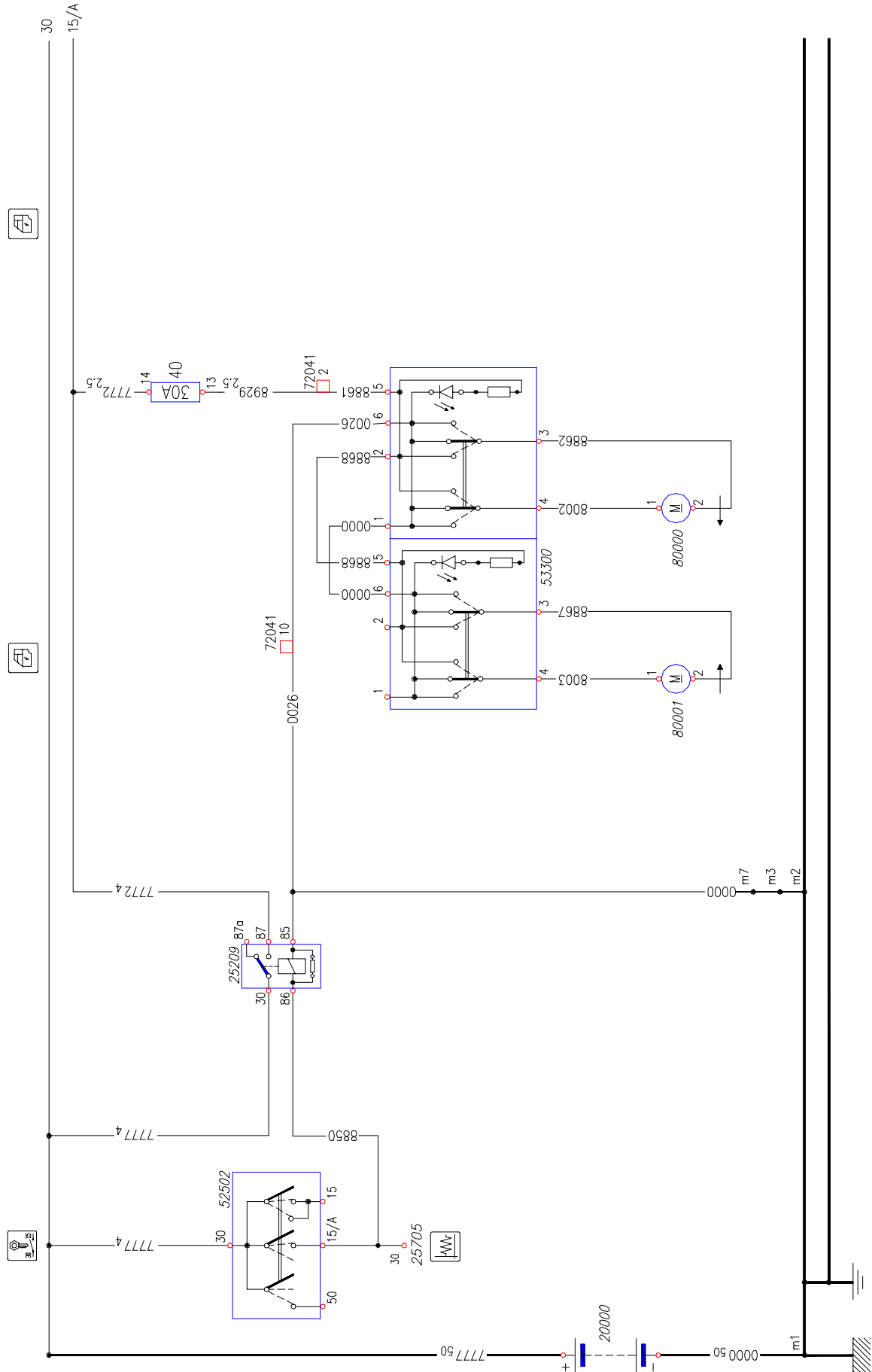
49925

Chart 23C: Engine cooling (.13-15)



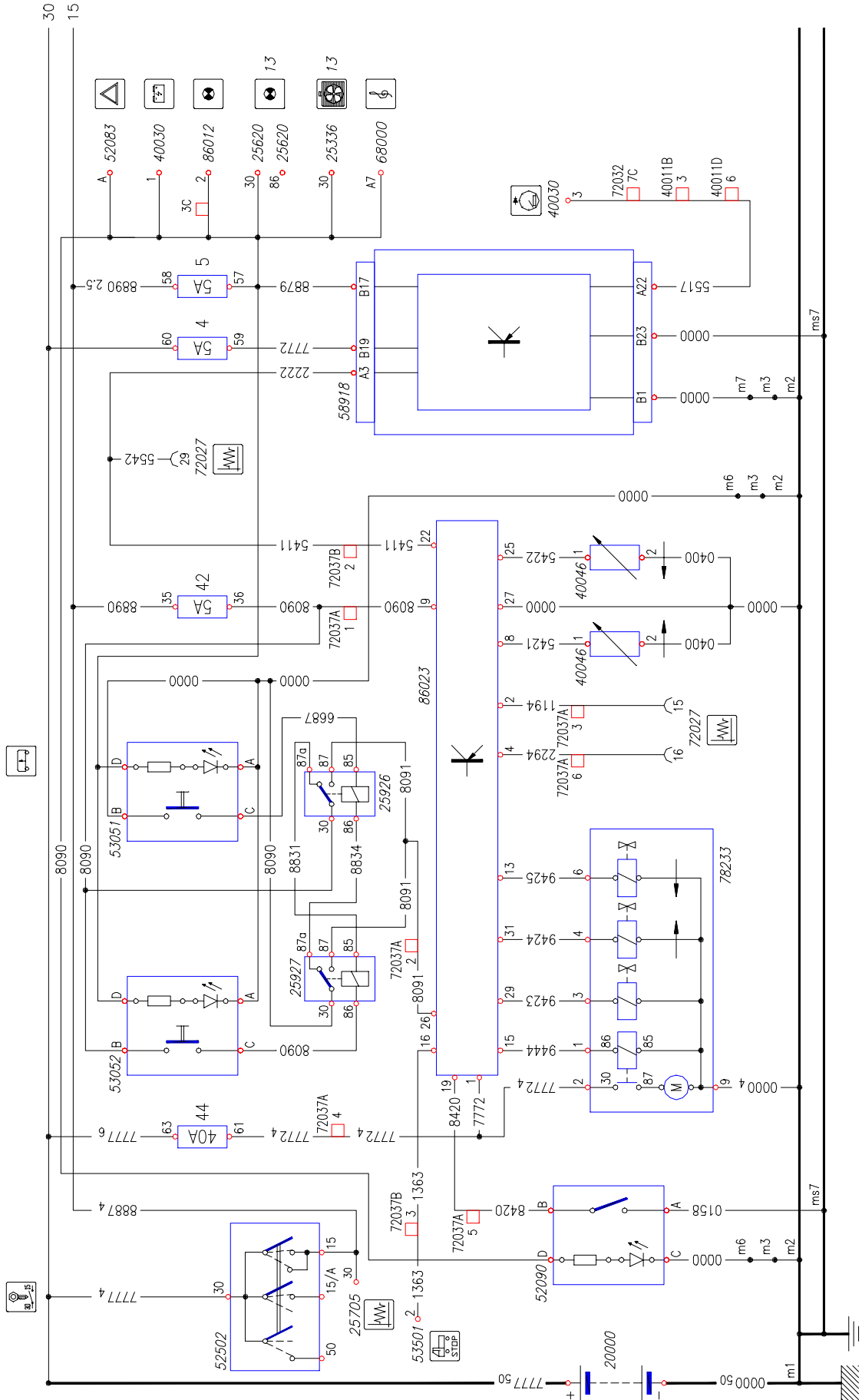
49910

Chart 28B: Power window operator side / OPT 4028



49899

Chart 34A: E.C.A.S. without reserve air reservoir (.9-.10-.11-.12-.13-.14-.17)



49893

