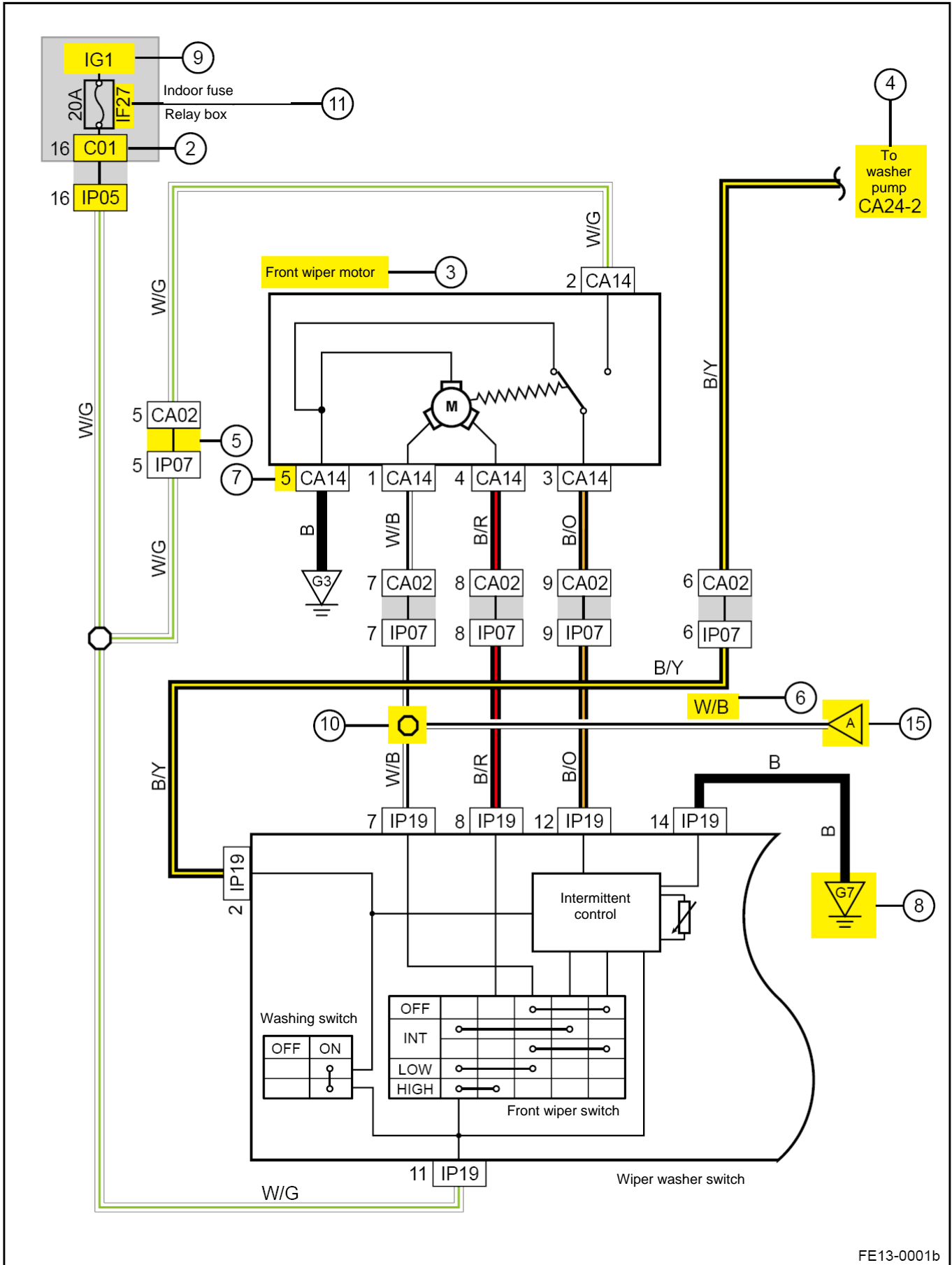
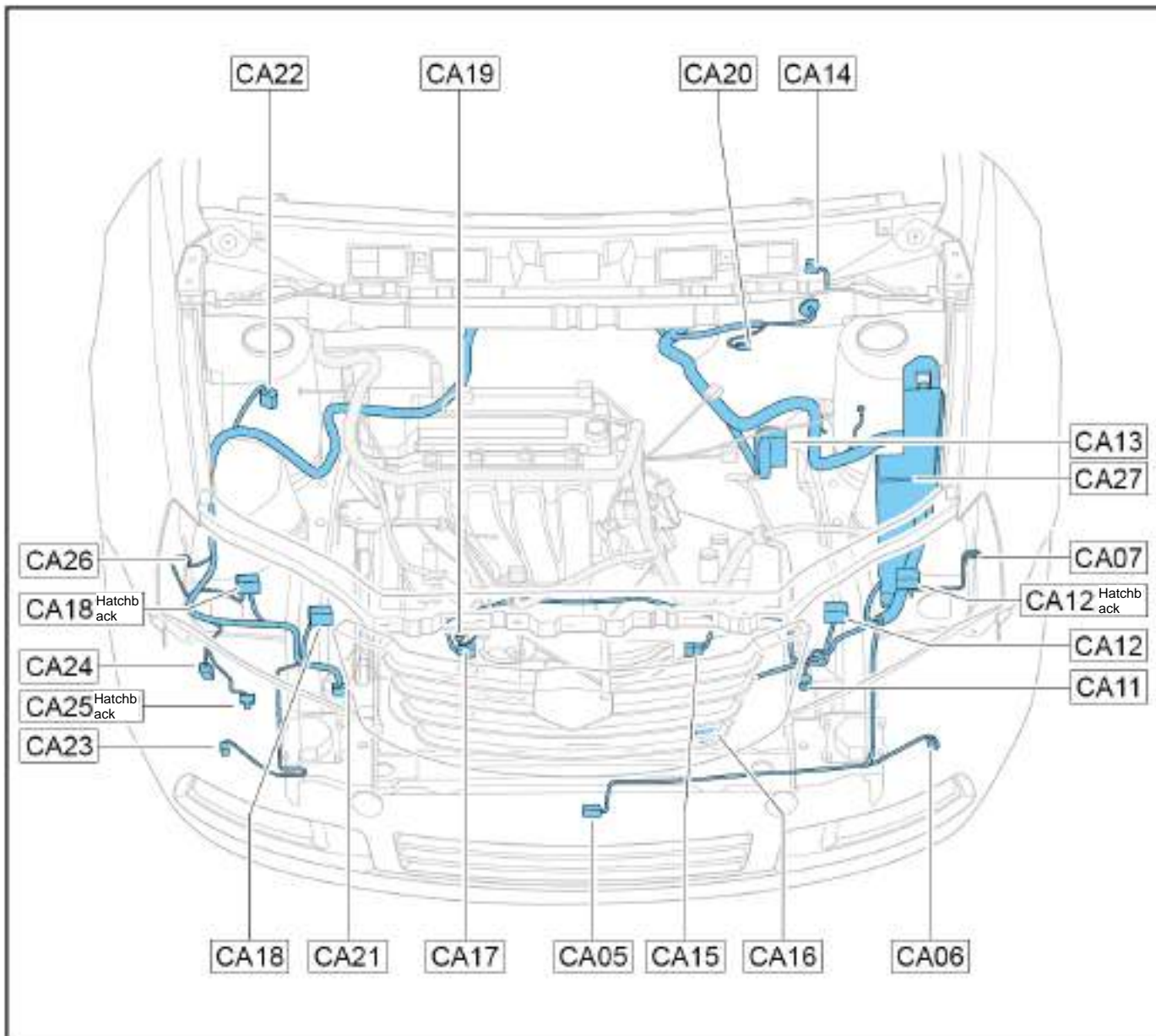

13.1 Circuit Diagram Description	2
13.2 Icon Symbols	6
13.3 Fuse and Relay	8
13.4 Layout of Harness and the Connector	24
13.5 Layout of Grounding Points	97
13.6 Circuit Diagram.....	112
13.7 Abbreviation.....	346

Front wiper ①



FE13-0001b

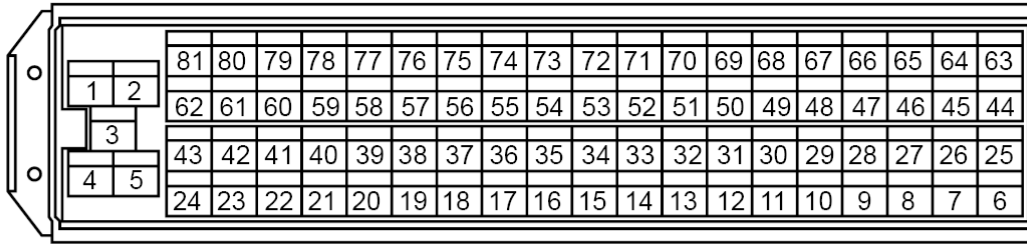
Engine Compartment Harness Layout (Continued)



Harness connector	Name	Harness connector	Name
EN01	Engine control module harness connector	EN18	Starter harness connector
EN02	Front oxygen sensor harness connector	EN19	Ignition coil 1 harness connector
EN03	Rear oxygen sensor harness connector	EN20	Ignition coil 2 harness connector
EN04	To instrument harness connector	EN21	Vehicle speed sensor harness connector
EN05	To instrument harness connector	EN22	Reverse gear switch harness connector
EN06	Compressor harness connector	EN23	Engine coolant sensor harness connector
EN07	Alternator harness connector	EN24	Canister solenoid valve harness connector
EN08	Shock sensor harness connector	EN26	Engine speed sensor harness connector
EN09	Oil pressure sensor harness connector	EN27	Throttle position sensor harness connector
EN10	VVT solenoid valve harness connector	EN28	To bonnet distribution box harness connector
EN11	1# Cylinder fuel injector harness connector	EN29	Alternator (connection piece)
EN12	2# Cylinder fuel injector harness connector	EN30	Starter magnet
EN13	3# Cylinder fuel injector harness connector	EN31	To engine compartment fuse and relay box (1)
EN14	4# Cylinder fuel injector harness connector	EN32	To engine compartment fuse and relay box (2)
EN15	Camshaft position sensor harness connector	EN33	Battery connection piece
EN16	Intake pressure temperature sensor harness connector	EN34	Battery fuse box connection piece
EN17	Idling speed control valve harness connector		

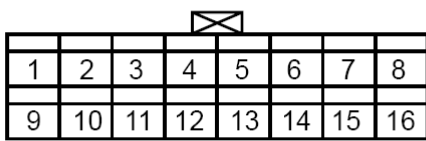
Terminal Diagram of Engine Harness Connector (CVT)

ECM harness connector (JL4G18-G) ED01



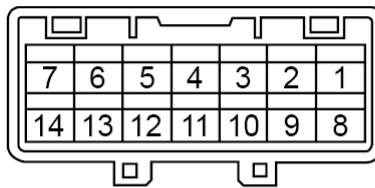
To base plate harness, harness connector

(JL4G18-G) ED02



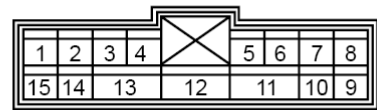
To instrument harness, harness connector

(JL4G18-G) ED03

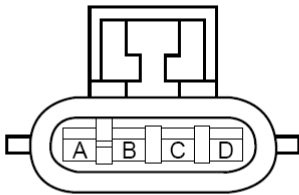


To instrument harness, harness connector

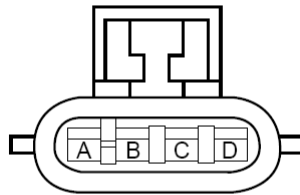
(JL4G18-G) ED04




Front oxygen sensor harness connector (JL4G18-G) ED05



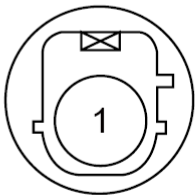
Rear oxygen sensor harness connector (JL4G18-G) ED06



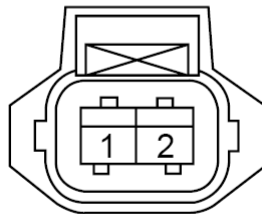
VVT solenoid valve harness connector (JL4G18-G) ED09



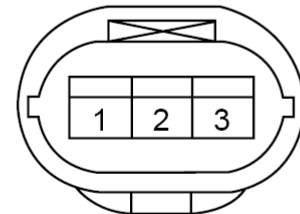
Oil pressure sensor harness connector (JL4G18-G) ED10



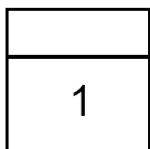
Shock sensor harness connector (JL4G18-G) ED11



Alternator harness connector (JL4G18-G) ED12



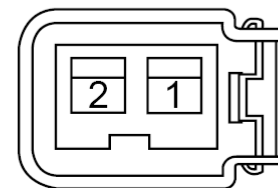
Alternator (connection piece) (JL4G18-G) ED13



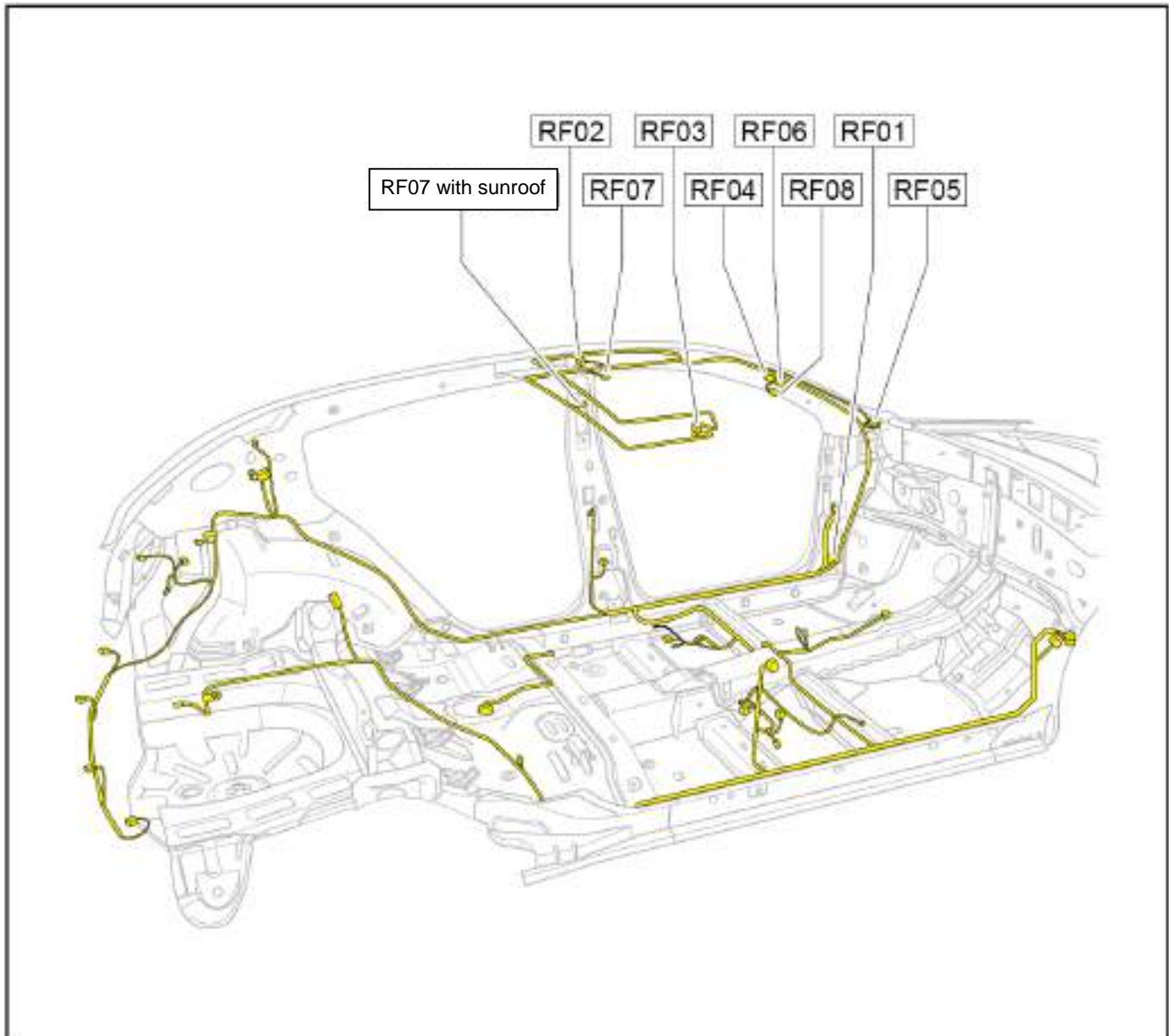
Compressor harness connector (JL4G18-G) ED14



Fuel injector 1 harness connector (JL4G18-G) ED15

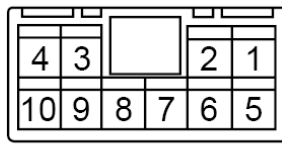
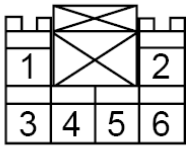


Roof Harness Layout

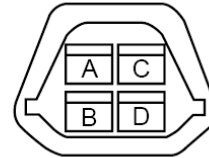


Base Plate Harness Connector Terminals Diagram (hatchback) (continued 2)

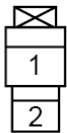
R.R. Combination tail lamp harness connector SO37 To back door harness connector (hatchback) SO380



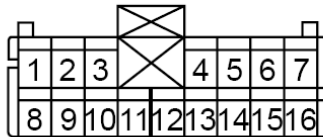
LH reversing radar sensor harness connector SO42



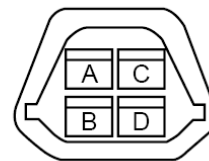
Anti-theft horn harness connector SO39



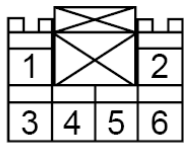
Reversing module harness connector SO40



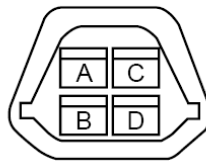
RH middle reversing radar sensor harness connector SO44



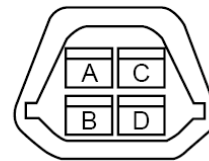
L.R. combination tail lamp harness connector SO41



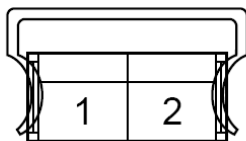
LH middle reversing radar sensor harness connector SO43



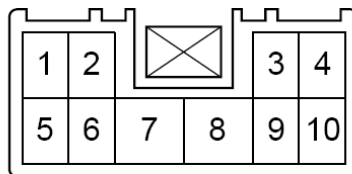
RH reversing radar sensor harness connector SO45



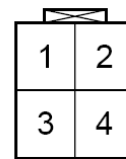
Trunk lamp harness connector SO34



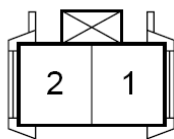
To base plate harness connector (hatchback) SO46



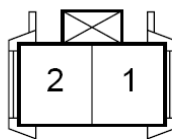
Rear wiper motor harness connector (hatchback) SO47



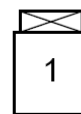
LH license lamp harness connector (hatchback) SO48



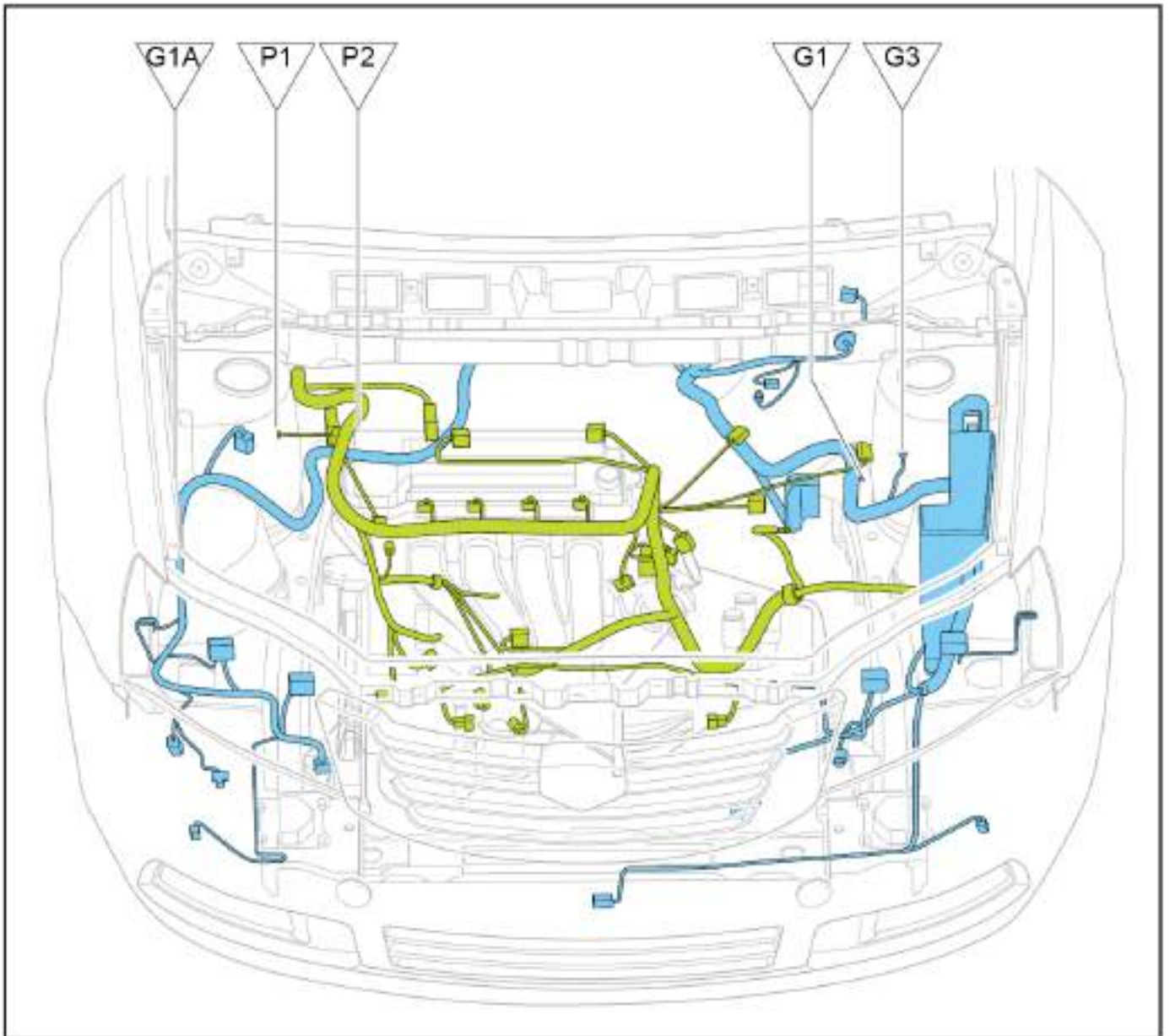
RH license lamp harness connector (hatchback) SO49



Rear defrosting device cathode harness connector (hatchback) SO50

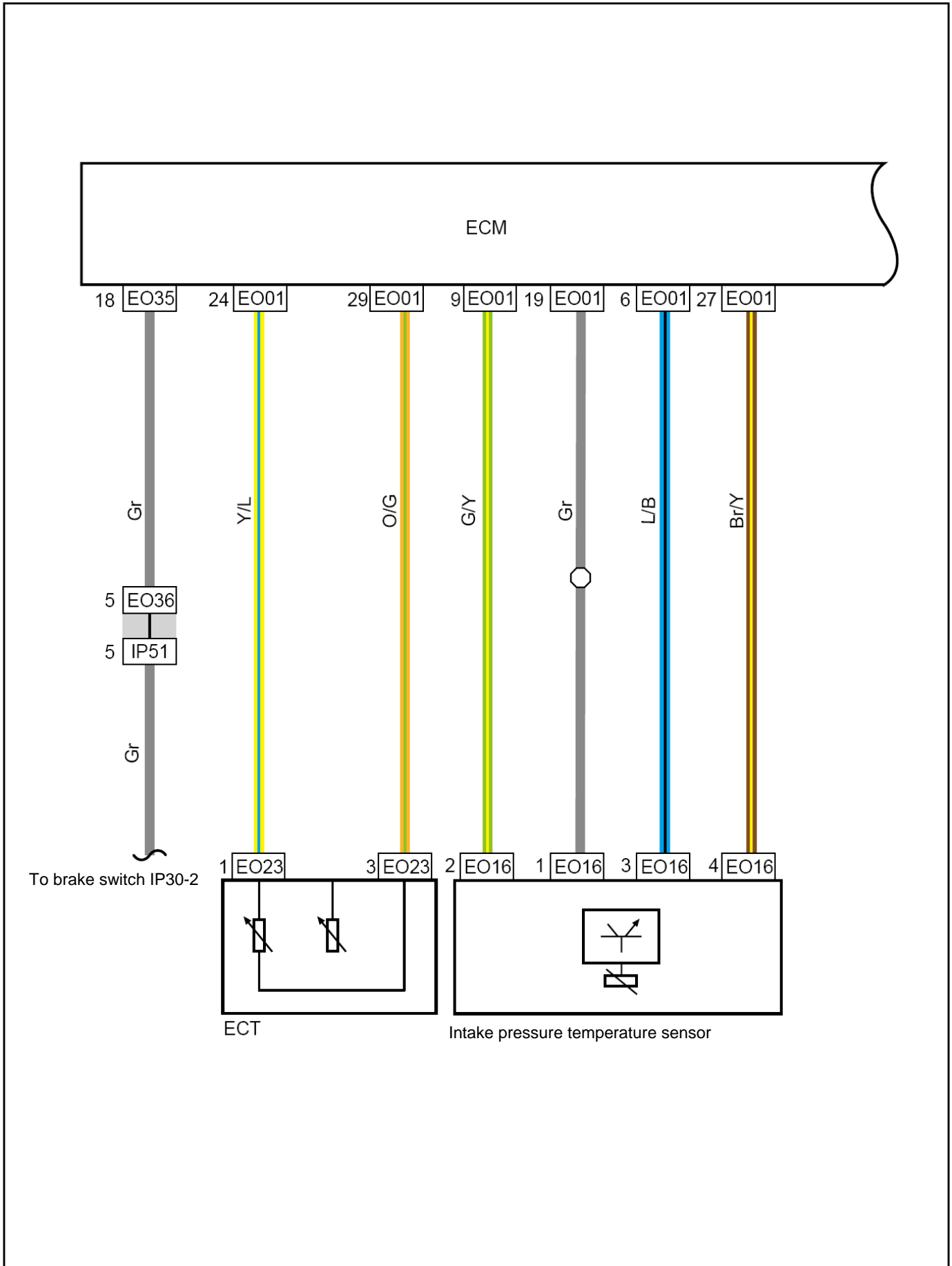


Engine Compartment Grounding Points Layout

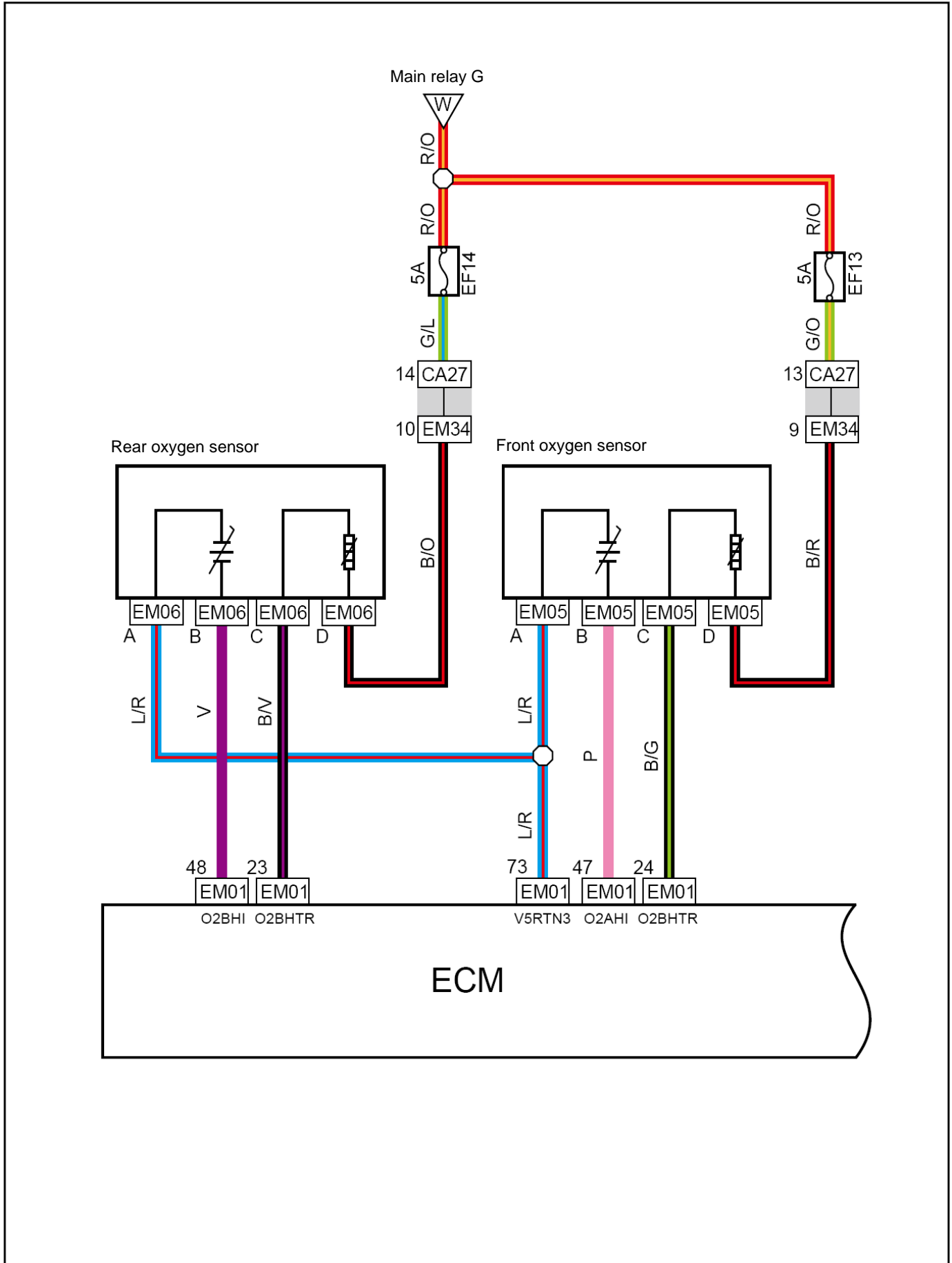


Harness connector	Name	Page
CA27	To engine harness connector	25
EN04	To instrument harness connector	33
EN07	Alternator harness connector	34
EN28	To bonnet distribution box harness connector	34
EN29	Alternator (connection piece)	34
EN33	Battery connection piece	34
IP03	Instrument cluster harness connector	56
CA10	To engine compartment fuse and relay box harness connector 3	24
IP48	To engine harness connector	56
C02	Indoor fuse box back connector	19
G6	Instrument panel grounding	101

ECM Sensor (JL4G15-G)



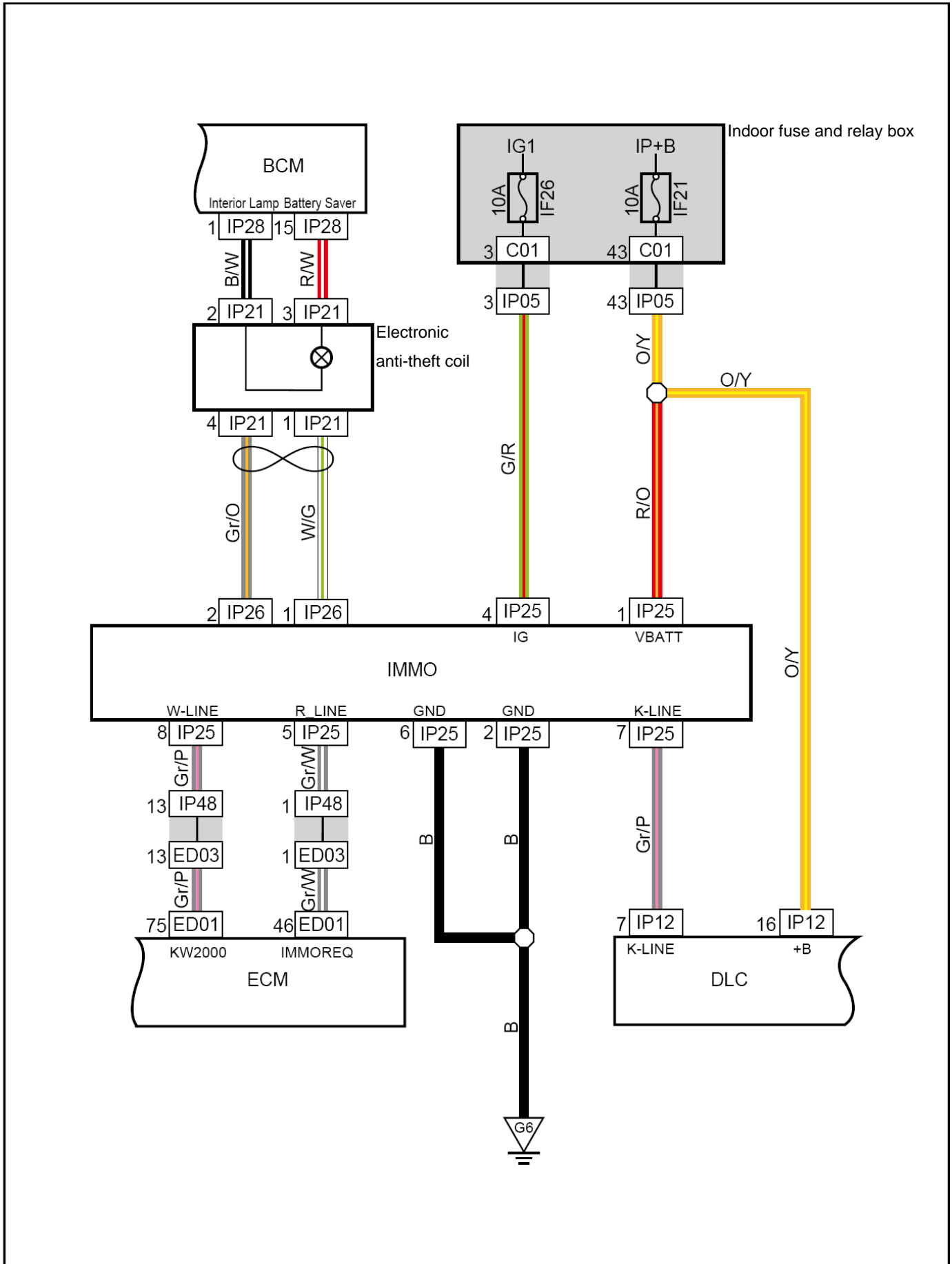
Oxygen Sensor (JL4G15-N)



Harness connector	Name	Page
CA16	Cooling fan harness connector	25
CA27	To engine harness connector	25
EN01	Engine control module harness connector	33
EN28	To bonnet distribution box harness connector	34
G3	Engine compartment grounding	97

Connection point	Description	Page
A	Main relay output power supply	124

Engine Immobilizer System (CVT)



Harness connector	Name	Page
CA04	To base plate harness, harness connector	24
CA07	L.F. wheel speed sensor harness connector	25
CA13	ABS control module harness connector	25
CA26	R.F. wheel speed sensor harness connector	25
SO12	To bonnet harness, harness connector	71/79
SO28	L.R. wheel speed sensor harness connector	71/79
SO30	R.R. wheel speed sensor harness connector	71/79

Connection point	Description	Page
CA13-30	To brake lamp switch IP57-4	300

Harness connector	Name	Page
DR11	R.F. door to base plate harness connector	90
DR16	R.F. door lock harness connector	90
DR21	To base plate harness connector	94
DR26	L.R. door lock harness connector	94
DR31	To base plate harness connector	94
DR36	R.R. door lock harness connector	94
IP11	To base plate harness connector	56
IP19	Wiper combination switch harness connector	56
IP29	Vehicle body control module 1 harness connector	56
IP49	To base plate harness connector	56
SO01	To instrument harness connector	71/79
SO02	To instrument harness connector	71/79
SO05	To R.F. door harness connector	71/79
SO14	To R.R. door harness connector	71/79
SO27	To L.R. door harness connector	71/79
G11	Base plate grounding	102/103
G13	Base plate grounding	102/103

Connection point	Description	Page
H	Central controlled lock control	260
J	Central controlled lock control	260
K	Central controlled lock control	260