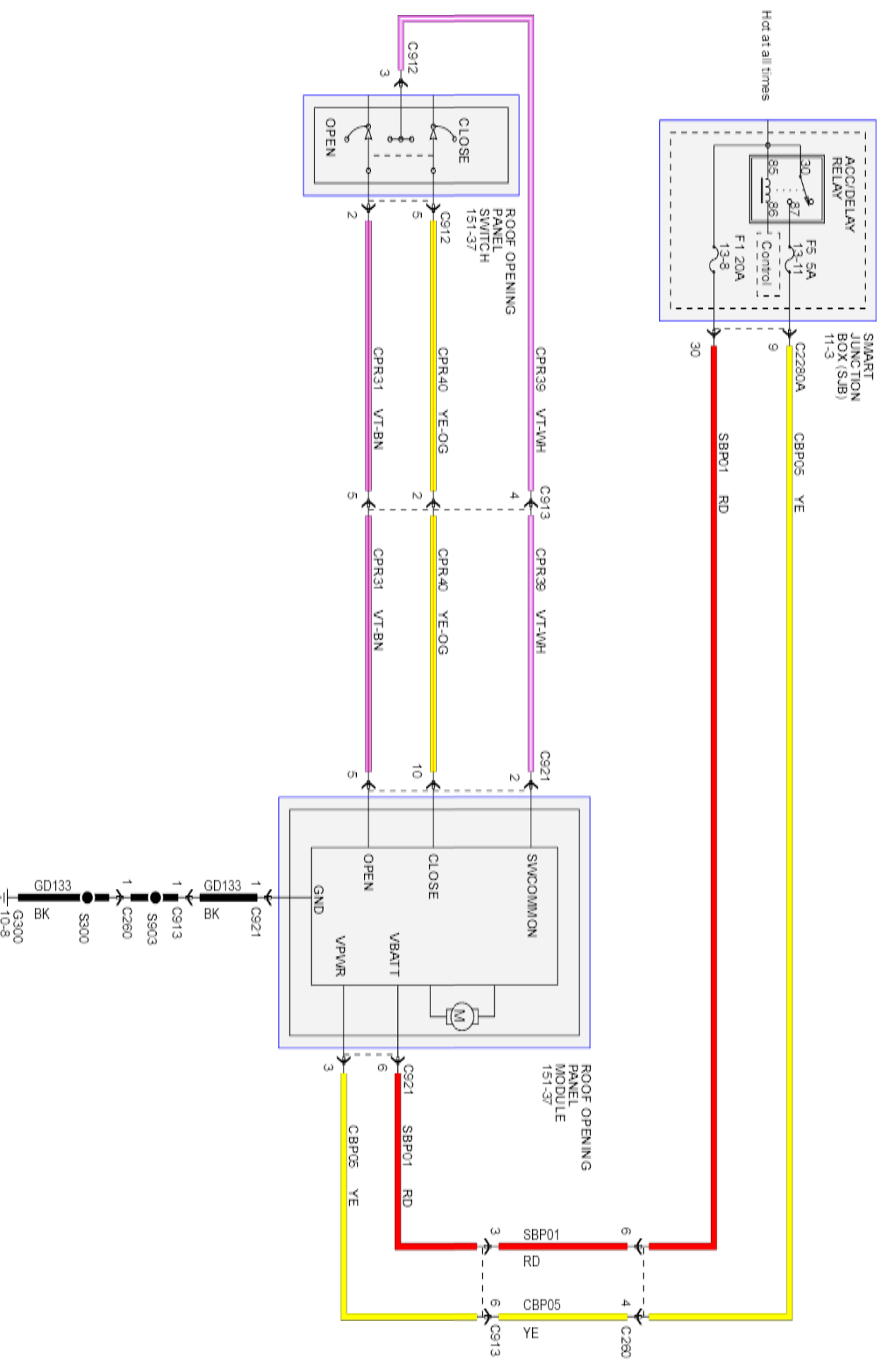
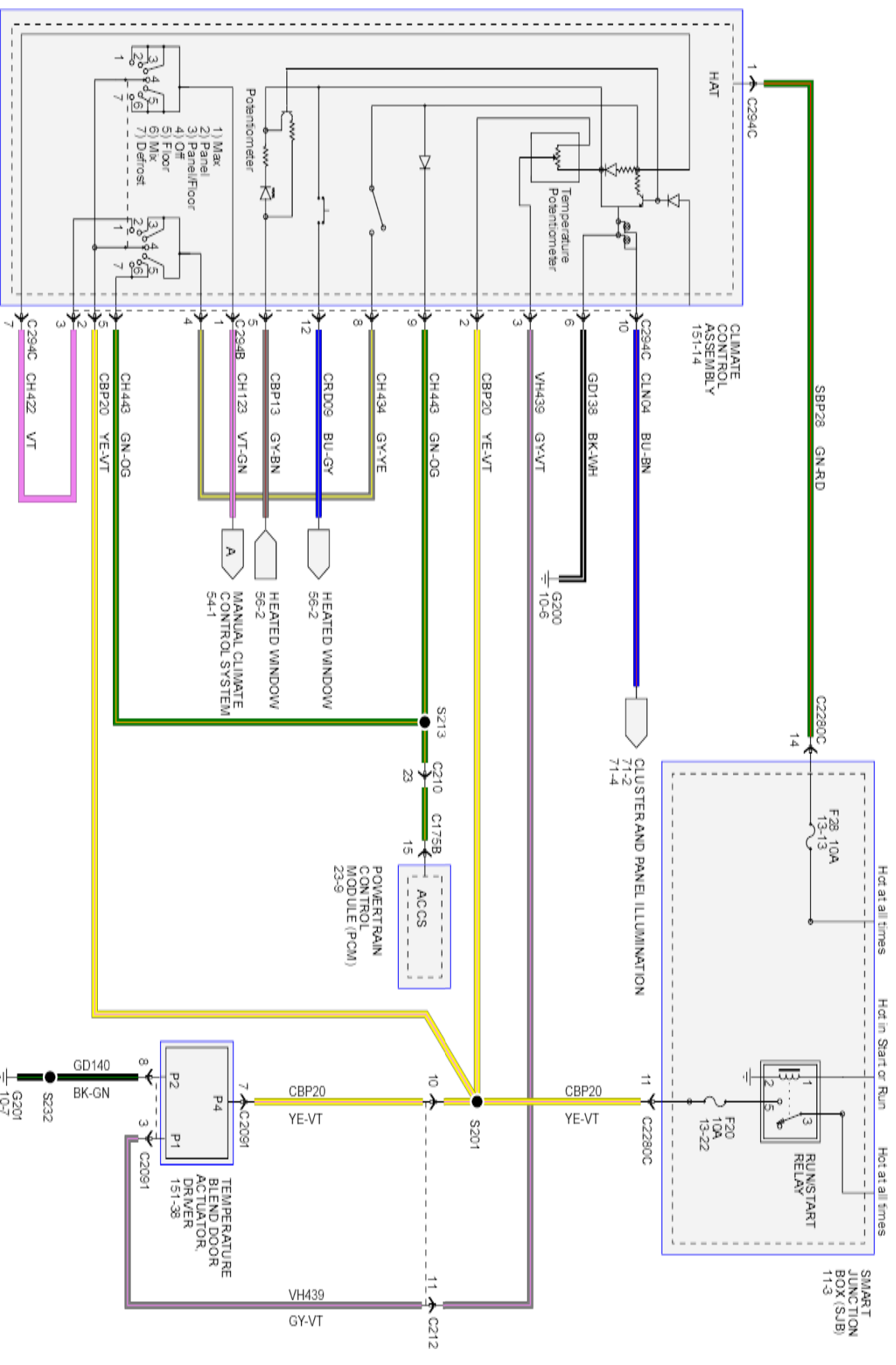
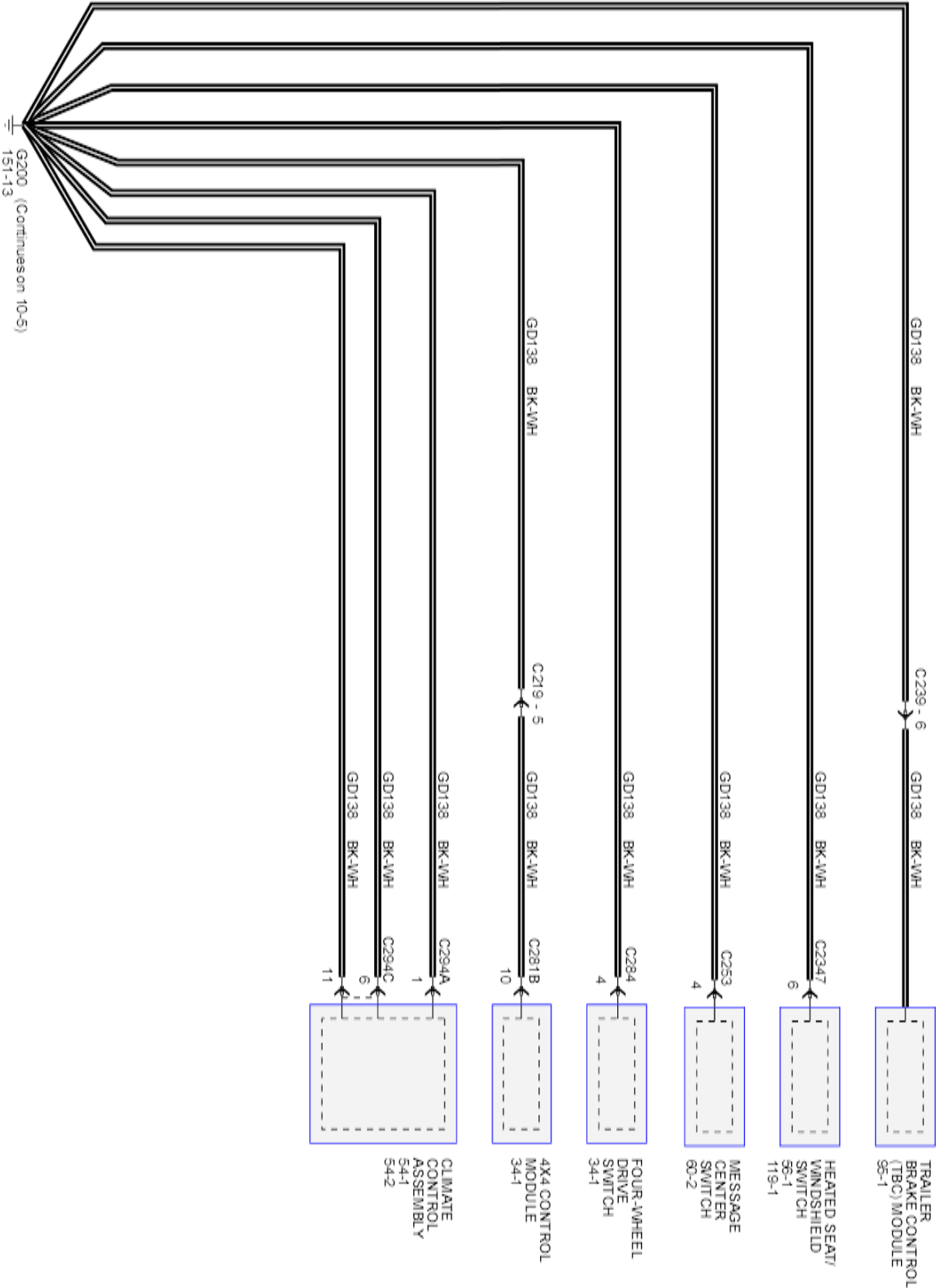


# WITHOUT REAR WINDOW MOTOR

## SPORT TRAC



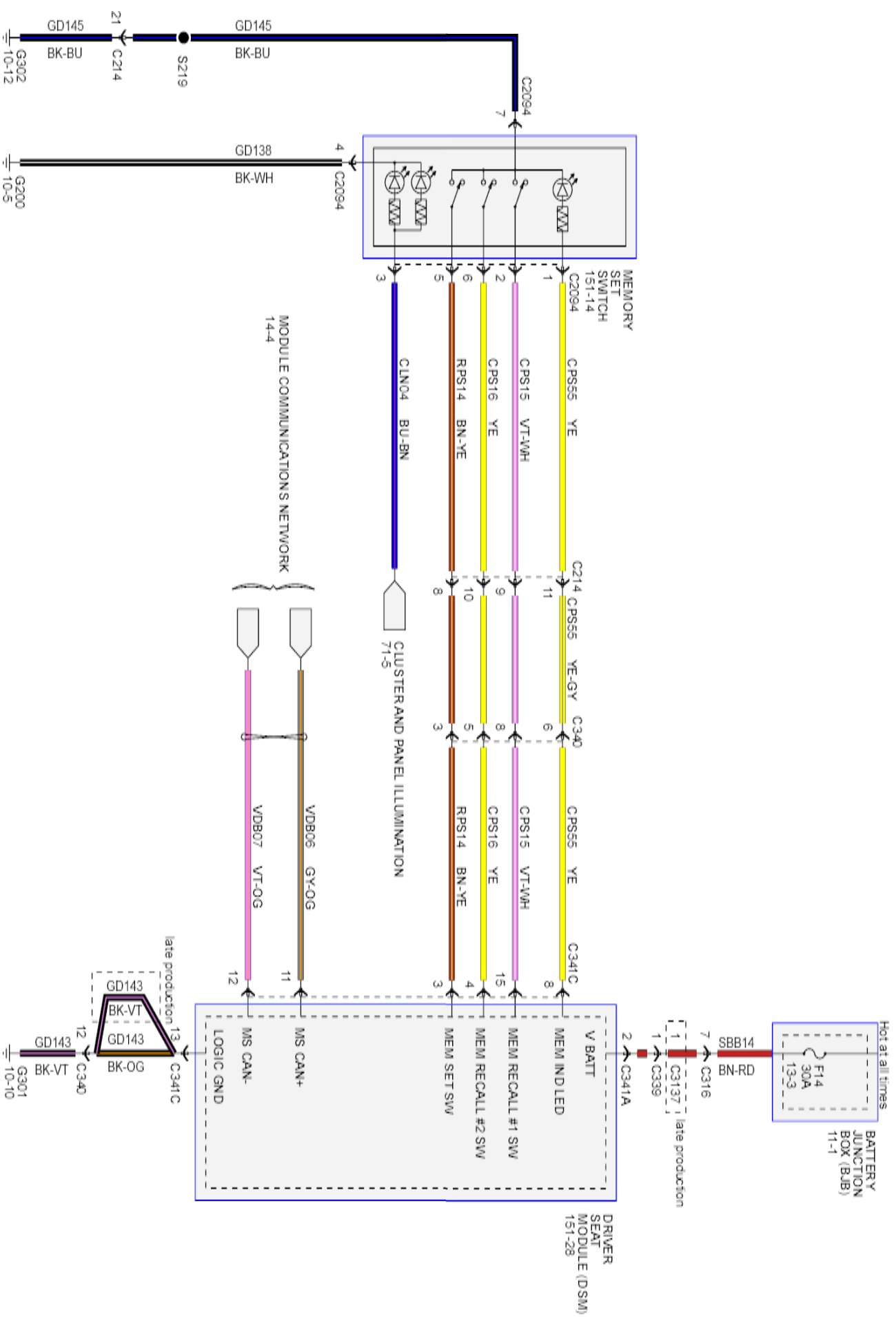


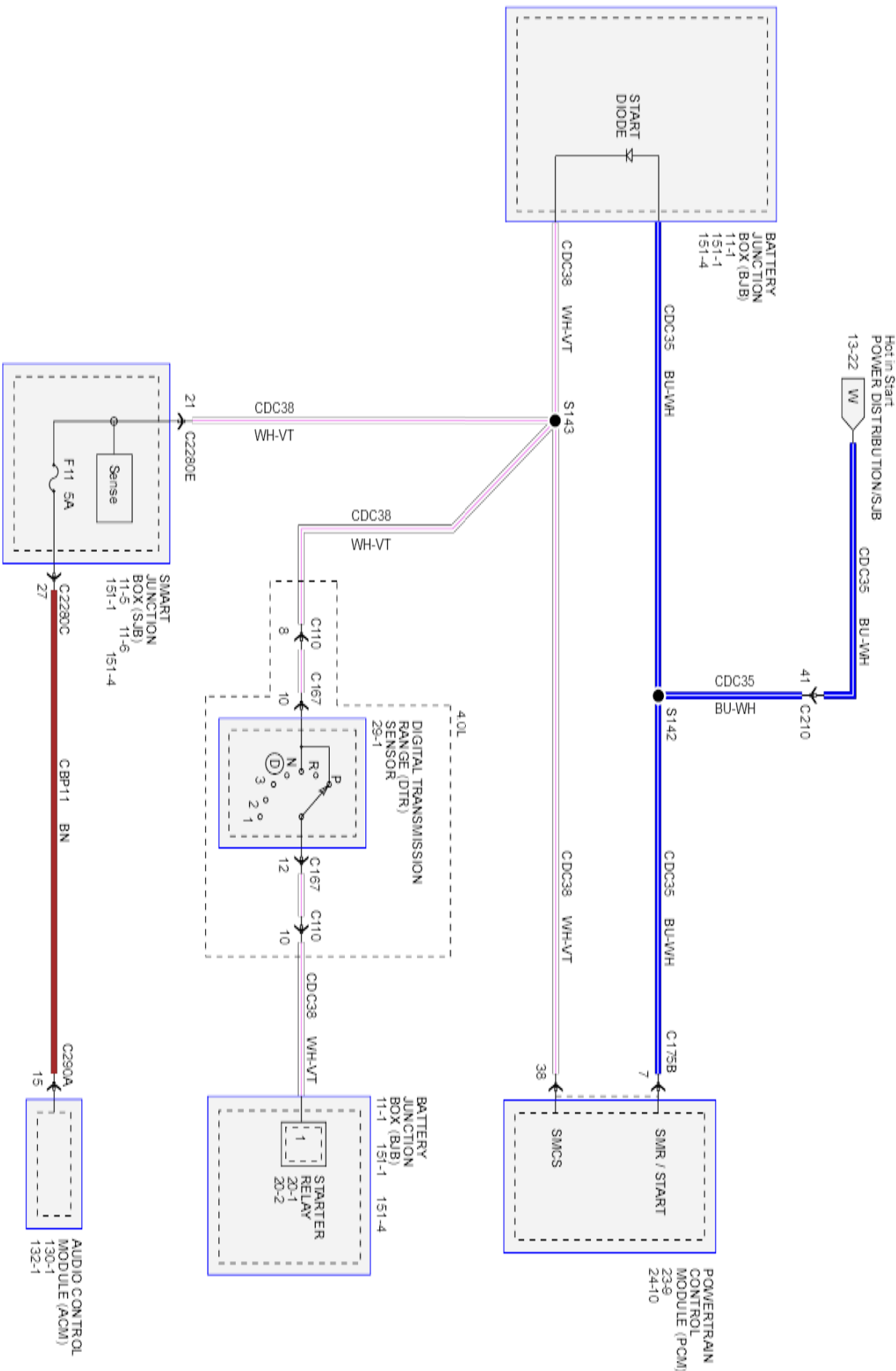


# Smart Junction Box (SJB)

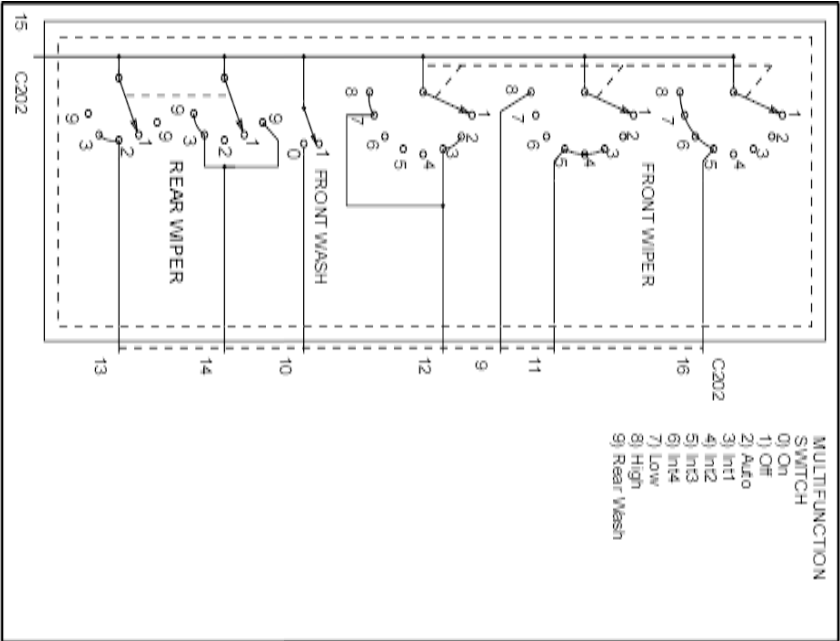
Fuse	Amps	Circuits protected
F1	20	Adjustable pedal switch, Roof opening panel module
F2	5	Smart Junction Box (SJB)
F3	20	Audio Control Module (ACM)
F4	10	Data Link Connector (DLC)
F5	5	Rear window motor, Rear window adjust switch, Roof opening panel module, Auto-dimming interior mirror unit, Door lock switch, driver side, Door lock switch, passenger side
F6	20	Driver unlock relay, All unlock relay, All lock relay, Liftgate release relay
F7	15	Trailer tow connector
F8	15	Ignition switch, power
F9	2	Transmission Control Module (TCM), 6R60, Powertrain Control Module (PCM), Fuel pump relay
F10	5	Windshield wiper relay, Ignition switch
F11	5	Audio Control Module (ACM)
F12	5	Trailer tow relay, Battery charge, Rear wiper module, Audio Control Module (ACM)
F13	15	Climate control assembly, Exterior rear view mirror, driver side Exterior rear view mirror, passenger side
F14	20	Horn, left
F15	10	Reversing lamps, Auto-dimming interior mirror unit
F16	10	Trailer tow connector

Fuse	Amps	Circuits protected
F17	10	Restraints Control Module (RCM), Passenger Air bag Deactivation (PAD) indicator, Occupant Classification System Module (OCSM)
F18	10	Anti-lock Brake System (ABS) module, 4X4 control module Heated Seat/windshield switch, Electronic compass, Auto-dimming interior mirror unit, Traction control switch, Four-wheel drive switch Parking Aid Module (PAM), Auxiliary climate control assembly, front, Blend door actuator, rear
F19	15	Not used
F20	10	Climate control assembly, HVAC module, DATC, Brake shift interlock, Temperature blend door actuator, driver
F21	-	Not used
F22	15	Brake pedal position switch, Park/turn lamp, left front, Park/turn lamp, right front, Park/stop/turn lamp, left rear, Park/stop/turn lamp, right rear
F23	15	Exterior rear view mirrors, Instrument illumination, Courtesy lamps
F24	10	Instrument Cluster (IC), Autolamp/Sunload sensor
F25	15	Trailer tow connector
F26	15	Park lamps, License plate lamps, Side lamps
F27	15	Stop lamps (Mountaineer)
F28	10	Climate control assembly, HVAC module, DATC
CB1	25	Master window adjust switch



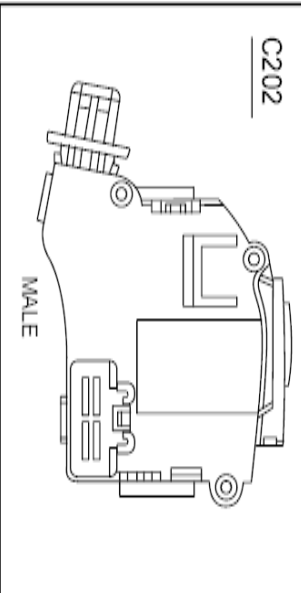


Multifunction switch, Wiper/washer portion  
Schematic



Terminals

C202

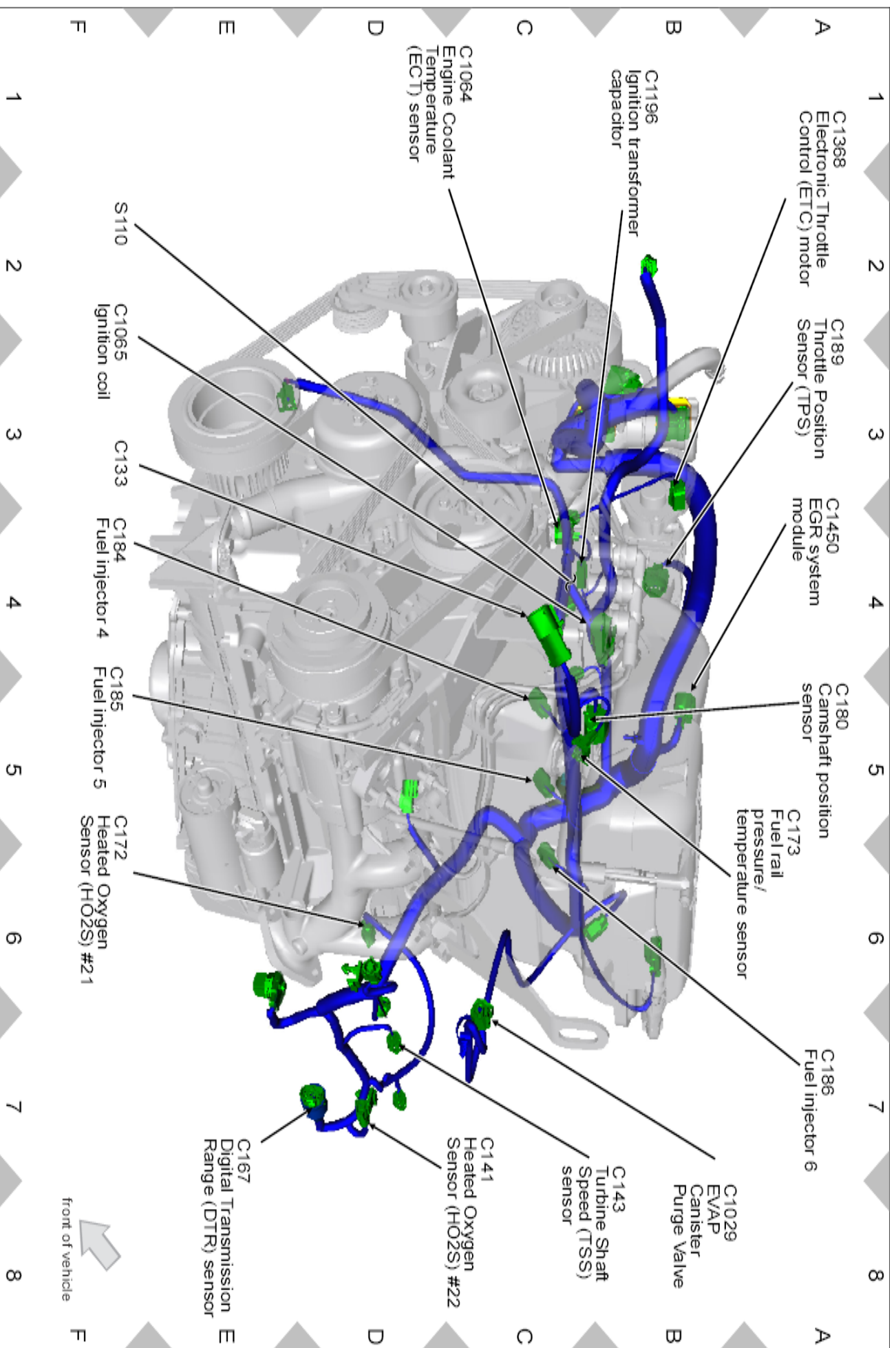


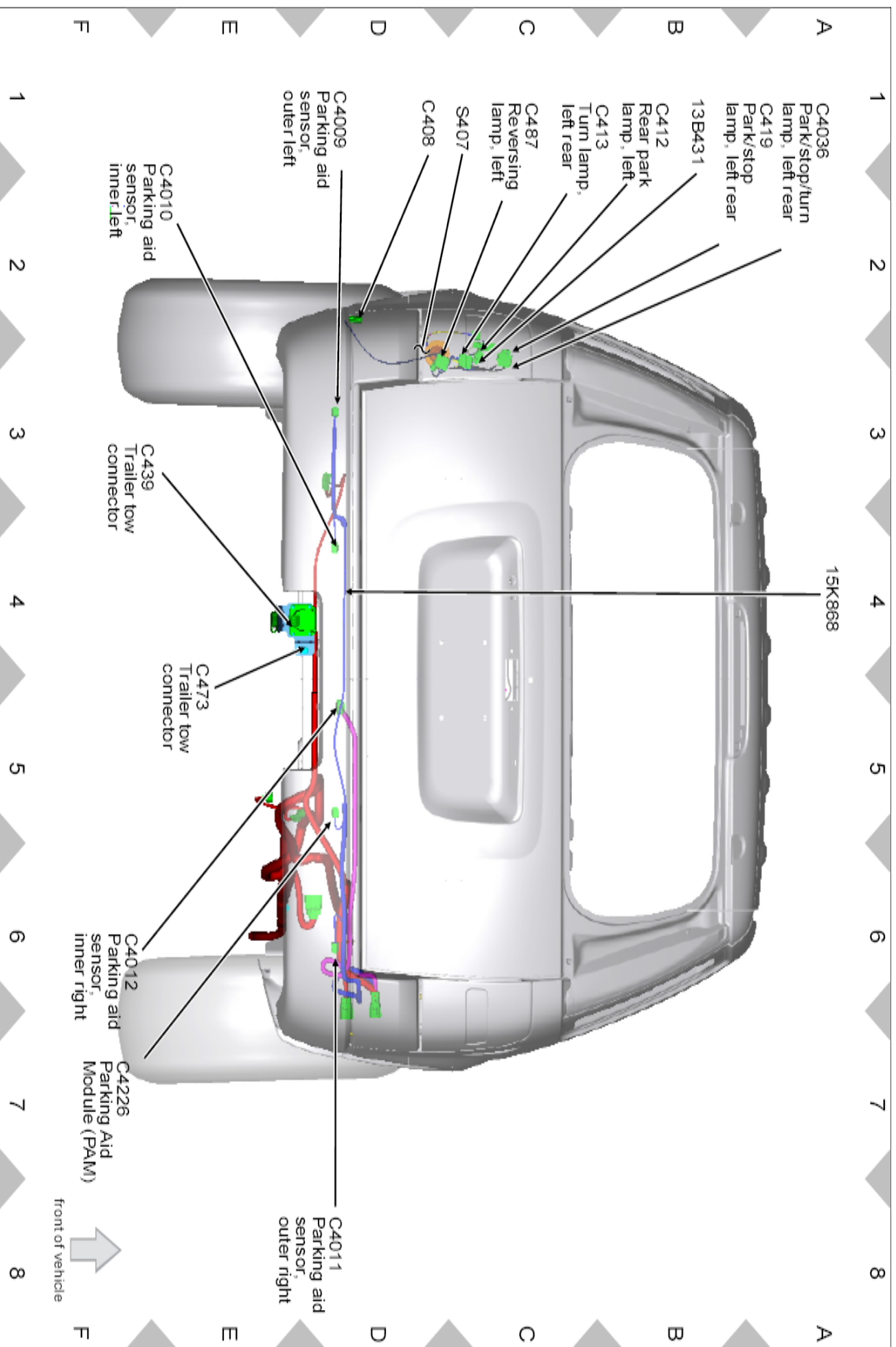
Component testing procedure

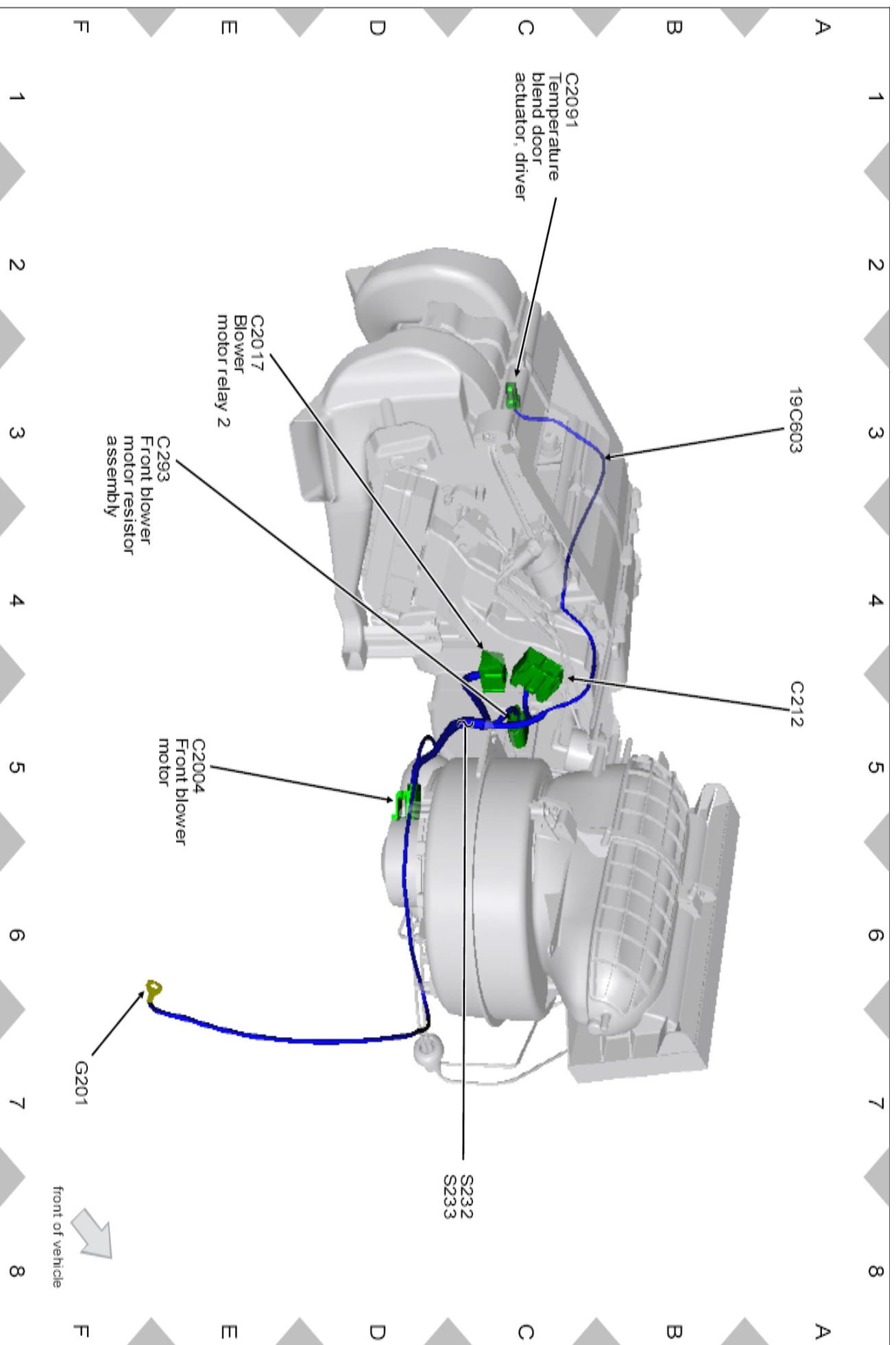
Circuit to test	Connect self-powered test light or ohmmeter to terminals	Move switch to these positions	A good switch will indicate
Washer switch circuit	10 and 15	On	Closed circuit
		Off	Open circuit
		Off	Open circuit
		High	Closed circuit
Wiper switch circuit	9 and 15	Low	Open circuit
		Off	Open circuit
		High	Open circuit
		Low	Open circuit
	11 and 15	High	Open circuit
		Low	Open circuit
		Off	Open circuit
		High	Open circuit
	12 and 15	Low	Closed circuit
		High	Closed circuit
		Off	Open circuit
		High	Closed circuit
Washer switch circuit	13 and 15	Low	Closed circuit
		High	Closed circuit
		Off	Open circuit
		High	Closed circuit
Washer switch circuit	14 and 15	Low	Closed circuit
		High	Closed circuit
		Off	Open circuit
		High	Closed circuit
Rear wiper switch circuit	13 and 15	Rear, Washer switch depressed	Closed circuit
		Rear, Washer switch normal	Open circuit
		Off	Open circuit
		High	Closed circuit
	14 and 15	Interval	Closed circuit
		Off	Open circuit
		High	Closed circuit
		Interval	Open circuit
Intermittent wiper circuit	15 and 16	Interval 1	Open circuit
		Interval 2	Open circuit
		Interval 3	Closed circuit
		Interval 4	Closed circuit
	11 and 15	Interval 1	Closed circuit
		Interval 2	Closed circuit
		Interval 3	Open circuit
		Interval 4	Open circuit
	12 and 15	Interval 1	Closed circuit
		Interval 2	Open circuit
		Interval 3	Open circuit
		Interval 4	Open circuit

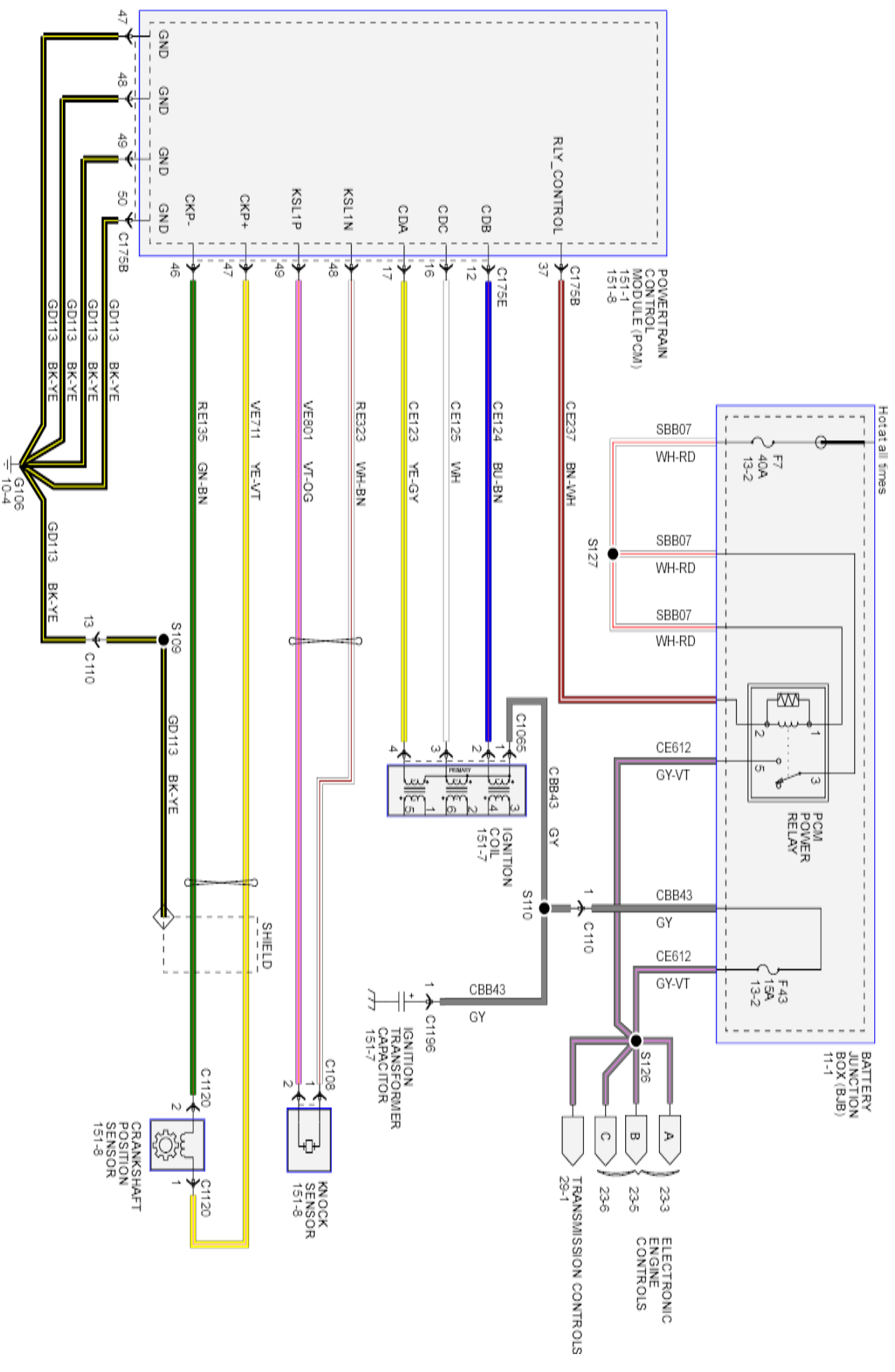
WINDSHIELD SWITCH	ADAPTIVE TETHER	ACTUATOR, REAR		MOTOR ASSEMBLY, RIGHT	SWITCH, LEFT
<a href="#">C3021</a> AUXILIARY BLOWER MOTOR	<a href="#">C3022</a> AUXILIARY BLOWER MOTOR RESISTOR ASSEMBLY	<a href="#">C3023</a> AUXILIARY BLOWER MOTOR RELAY	<a href="#">C3041</a> SUBWOOFER AMPLIFIER	<a href="#">C3044</a> MODE DOOR ACTUATOR, REAR	<a href="#">C3047</a> Inline
<a href="#">C3049</a> Inline	<a href="#">C3050</a> Inline	<a href="#">C3052</a> Inline	<a href="#">C3053</a> Inline	<a href="#">C3063</a> POWER POINT, CONSOLE 1	<a href="#">C3064</a> POWER POINT, CONSOLE 2
<a href="#">C3065</a> SAFETY BELT BUCKLE SWITCH, DRIVER	<a href="#">C3066</a> SAFETY BELT BUCKLE SWITCH, PASSENGER	<a href="#">C3073</a> STABILITY CONTROL SENSOR CLUSTER	<a href="#">C3134</a> Inline	<a href="#">C3135</a> Inline	<a href="#">C3136</a> Inline
<a href="#">C3137</a> Inline	<a href="#">C3138</a> Inline	<a href="#">C3159</a> OCCUPANT CLASSIFICATION SYSTEM MODULE (OCSM)	<a href="#">C3185</a> RUNNING BOARD MOTOR, LEFT	<a href="#">C3186</a> RUNNING BOARD MOTOR, RIGHT	<a href="#">C3187</a> DRIVER SEAT RECLINER MOTOR
<a href="#">C3201</a> SAFETY BELT BUCKLE PRETENSIONER, DRIVER	<a href="#">C3202</a> SAFETY BELT BUCKLE PRETENSIONER, PASSENGER	<a href="#">C3213</a> SAFETY CANOPY, LEFT	<a href="#">C3214</a> SAFETY CANOPY, RIGHT	<a href="#">C3248</a> SIDE IMPACT SENSOR, SECOND ROW DRIVER SIDE	<a href="#">C3249</a> SIDE IMPACT SENSOR, SECOND ROW PASSENGER SIDE
<a href="#">C3267</a> PARKING AID MODULE (PAM)	<a href="#">C3268</a> PARKING AID SPEAKER	<a href="#">C3290</a> SATELLITE DIGITAL AUDIO RECEIVER SYSTEM (SDARS) MODULE	<a href="#">C3291</a> SEAT PRESSURE SENSOR, LEFT	<a href="#">C3292</a> SEAT PRESSURE SENSOR, RIGHT	<a href="#">C3312</a> AUDIO INPUT JACK
<a href="#">C3323</a> POWER POINT, CONSOLE REAR	<a href="#">C3342</a> ACCESSORY PROTOCOL INTERFACE MODULE (APIM)	<a href="#">C4000</a> Inline	<a href="#">C4004</a> Inline	<a href="#">C4009</a> PARKING AID SENSOR, OUTER LEFT	<a href="#">C4010</a> PARKING AID SENSOR, INNER LEFT
<a href="#">C4011</a> PARKING AID SENSOR, OUTER RIGHT	<a href="#">C4012</a> PARKING AID SENSOR, INNER RIGHT	<a href="#">C4014</a> PARKING AID MODULE (PAM)	<a href="#">C4015</a> PARKING AID SPEAKER	<a href="#">C4032</a> PARK/STOP/TURN LAMP, RIGHT REAR	<a href="#">C4033</a> FUEL PUMP DRIVER MODULE CONTROL
<a href="#">C4034</a> PARK/STOP/TURN LAMP, RIGHT REAR	<a href="#">C4035</a> PARK/STOP/TURN LAMP, LEFT REAR	<a href="#">C4036</a> PARK/STOP/TURN LAMP, LEFT REAR	<a href="#">C4039</a> LIFTGATE GLASS RELEASE SWITCH	<a href="#">C4040</a> LIFTGATE GLASS ACTUATOR	<a href="#">C4179</a> THIRD ROW FOLDING SEAT SWITCH, LEFT
<a href="#">C4180</a> THIRD ROW FOLDING SEAT SWITCH, RIGHT	<a href="#">C4181</a> THIRD ROW FOLDING SEAT MOTOR, LEFT	<a href="#">C4182</a> THIRD ROW FOLDING SEAT MOTOR, RIGHT	<a href="#">C4183</a> THIRD ROW FOLDING SEAT RELAY, LEFT	<a href="#">C4184</a> THIRD ROW FOLDING SEAT RELAY, RIGHT	<a href="#">C4226</a> PARKING AID MODULE (PAM)
<a href="#">C4322A</a> POWER RUNNING BOARD (PRB) MODULE	<a href="#">C4322B</a> POWER RUNNING BOARD (PRB) MODULE	<a href="#">C4323</a> REAR WIPER MODULE	<a href="#">C9001</a> ROOF OPENING PANEL SWITCH	<a href="#">C9006</a> SAFETY CANOPY, LEFT	<a href="#">C9007</a> SAFETY CANOPY, RIGHT
<a href="#">C9012</a> AUTO-DIMMING INTERIOR	<a href="#">C9029</a> REAR ENTERTAINMENT	<a href="#">C9038</a> ROOF OPENING PANEL SWITCH			

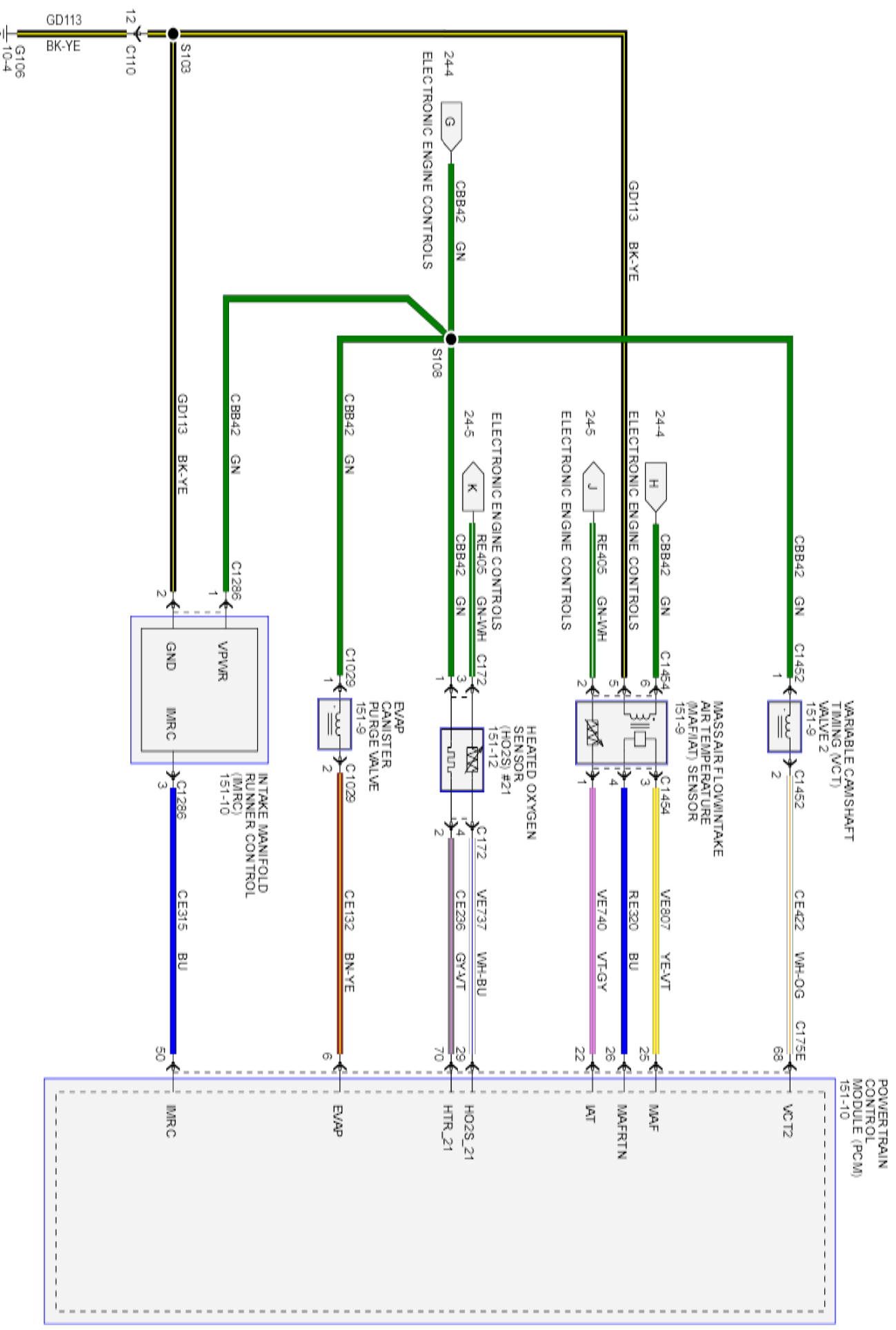


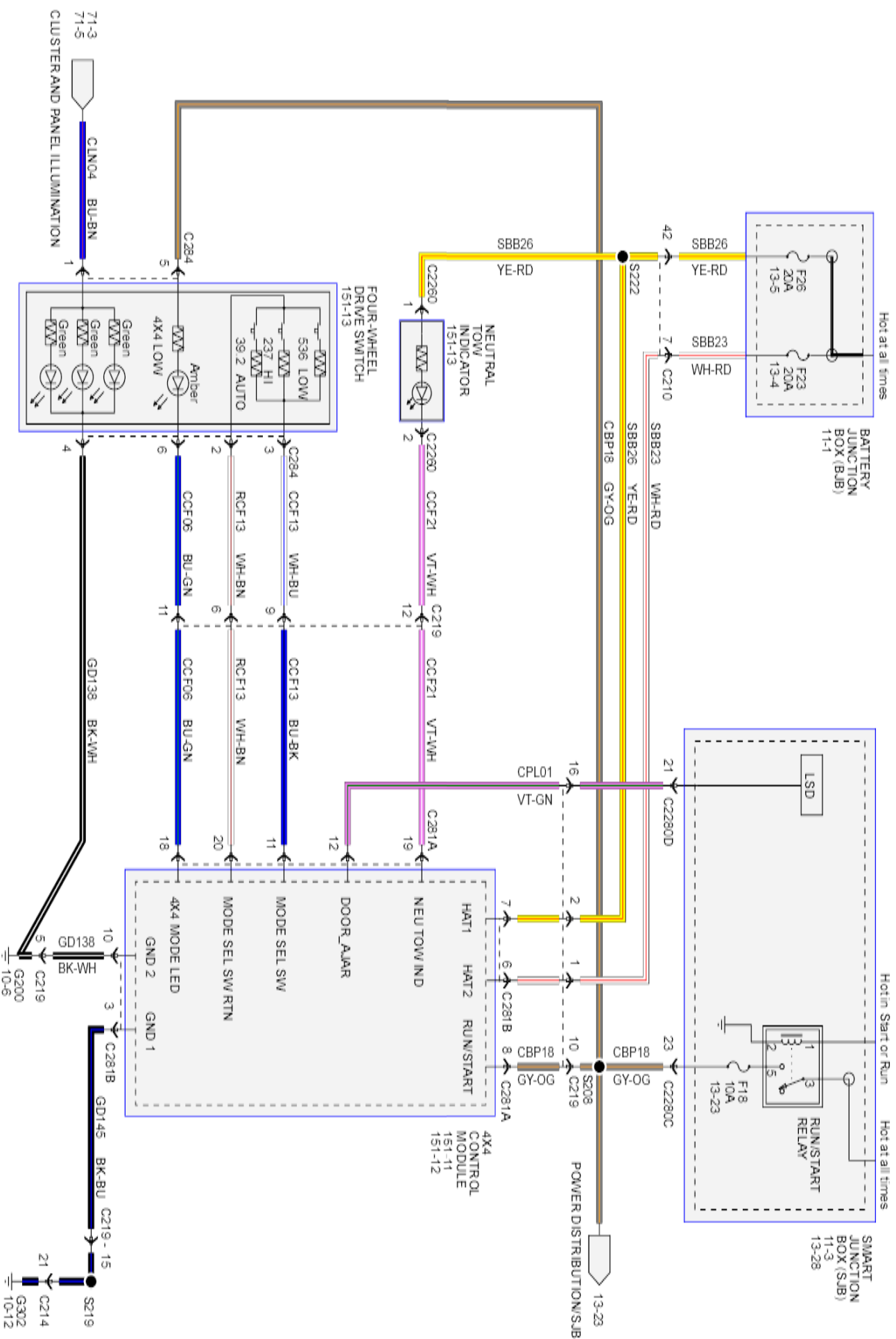






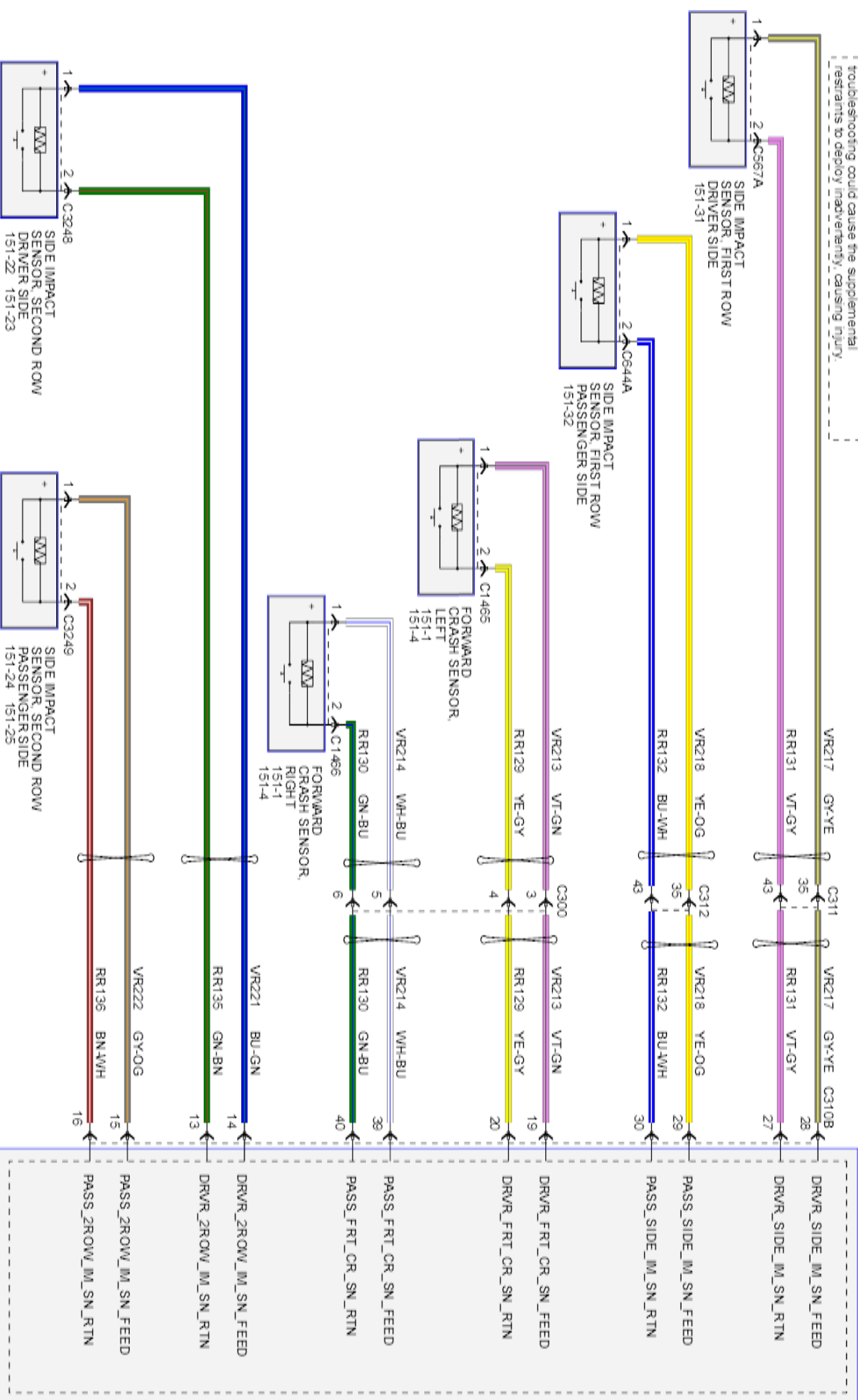








**Warning**  
Do not attempt to diagnose or troubleshoot Supplemental Restraint System circuitry without consulting the Workshop Manual. Improper troubleshooting could cause the supplemental restraints to deploy inadvertently, causing injury.



**RESTRAINTS  
CONTROL  
MODULE (RCM)  
151-18 151-21**