

2006 Buick Rainier

2006 GENERAL MOTORS Envoy, Envoy XL, Rainier & TrailBlazer

2006 GENERAL MOTORS

Envoy, Envoy XL, Rainier & TrailBlazer

BUZZERS, RELAYS & TIMERS

BUZZERS, RELAYS & TIMERS LOCATION

Component	Location
A/C Relay (4.2L)	On underhood fuse block. See Fig. 108 .
A/C Relay (5.3L/6.0L)	In underhood fuse block. See Fig. 109 .
AIR SOL Relay	In underhood fuse block. See Fig. 108 .
Auxiliary Water Pump Relay 1	Right rear of engine compartment.
Cooling Fan Relay	On underhood fuse block.
EAP Relay (4.2L)	In underhood fuse block. See Fig. 108 .
EAP Relay (5.3L/6.0L)	In underhood fuse block. See Fig. 109 .
Electronic Adjustable Pedals (EAP) Relay	Left side of dash, on pedal assembly. See Fig. 61 .
FAN Relay (4.2L)	In underhood fuse block. See Fig. 108 .
FAN Relay (5.3L/6.0L)	In underhood fuse block. See Fig. 109 .
FOG LP Relay (4.2L)	On underhood fuse block. See Fig. 108 .
FOG LP Relay (5.3L/6.0L)	In underhood fuse block. See Fig. 109 .
F/PMP Relay (4.2L)	In underhood fuse block. See Fig. 108 .
F/PMP Relay (5.3L/6.0L)	In underhood fuse block. See Fig. 109 .
Fuel Pump Relay	On underhood fuse block.
HDLP - HI Relay (4.2L)	In underhood fuse block. See Fig. 108 .
HDLP - HI Relay (5.3L/6.0L)	In underhood fuse block. See Fig. 109 .
HDLP WASH Relay (4.2L)	On underhood fuse block. See Fig. 108 .
HDLP WASH Relay (5.3L/6.0L)	In underhood fuse block. See Fig. 109 .
HDM Relay (4.2L)	In underhood fuse block. See Fig. 108 .
HDM Relay (5.3L/6.0L)	In underhood fuse block. See Fig. 109 .
Headlamp Driver Module	On underhood fuse block.
Headlamp Hi-Beam Relay	On underhood fuse block.
HORN Relay (4.2L)	On underhood fuse block. See Fig. 108 .
HORN Relay (5.3L/6.0L)	In underhood fuse block. See Fig. 109 .
LOCK Relay (Long Wheel Base)	In rear fuse block. See Fig. 111 .
LOCK Relay (Short Wheel Base)	On rear fuse block. See Fig. 110 .

2006 Buick Rainier

2006 GENERAL MOTORS Envoy, Envoy XL, Rainier & TrailBlazer

	See Fig. 33 .
Air Suspension Sensor-RR (Short Wheelbase)	On frame rail, near right rear suspension arm. See Fig. 32 .
Ambient Air Temperature Sensor	On left center of radiator support. See Fig. 23 .
Ambient Light Sensor	On top center of dash.
Ambient Light/Sun Load Sensor	On top center of dash, near base of windshield. See Fig. 27 .
Automatic Transmission Input Shaft Speed Sensor (AT ISS) Sensor	In automatic transmission.
Brake Booster Vacuum Sensor (DOD)	On power brake booster. See Fig. 122 .
Camshaft Position (CMP) Sensor (4.2L)	On right front of cylinder head. See Fig. 128 .
Camshaft Position (CMP) Sensor (5.3L/6.0L)	At bottom front of engine. See Fig. 113 .
Crankshaft Position (CKP) Sensor (4.2L)	On left rear of engine block, below starter. See Fig. 127 .
Crankshaft Position (CKP) Sensor (5.3L/6.0L)	At right rear of engine, adjacent to starter. See Fig. 118 .
Electronic Frontal Sensor (EFS) - Left	On left side of frame, at front of vehicle.
Electronic Frontal Sensor (EFS) - Right	On right side of frame, at front of vehicle.
Engine Coolant Temperature (ECT) Sensor (4.2L)	Upper left side of engine. See Fig. 138 .
Engine Coolant Temperature (ECT) Sensor (5.3L/6.0L)	On left front of engine block, near generator.
Engine Oil Pressure (EOP) Sensor Connector (4.2L)	Lower right front of block. See Fig. 87 .
Engine Oil Pressure (EOP) Sensor (5.3L/6.0L)	At rear of engine. See Fig. 119 .
Fuel Pump & Sender Assembly	Inside fuel tank. See Fig. 146 .
Fuel Tank Pressure (FTP) Sensor (Long Wheel Base)	Top of fuel tank. See Fig. 125 .
Fuel Tank Pressure (FTP) Sensor (Short Wheel Base)	At top left rear of fuel tank. See Fig. 133 .
Heated Oxygen Sensor Bank No. 1 Sensor No. 1 (5.3L/6.0L)	In left bank exhaust pipe, ahead of catalytic converter. See Fig. 119 .
Heated Oxygen Sensor Bank No. 1 Sensor	In left bank of exhaust pipe, behind catalytic

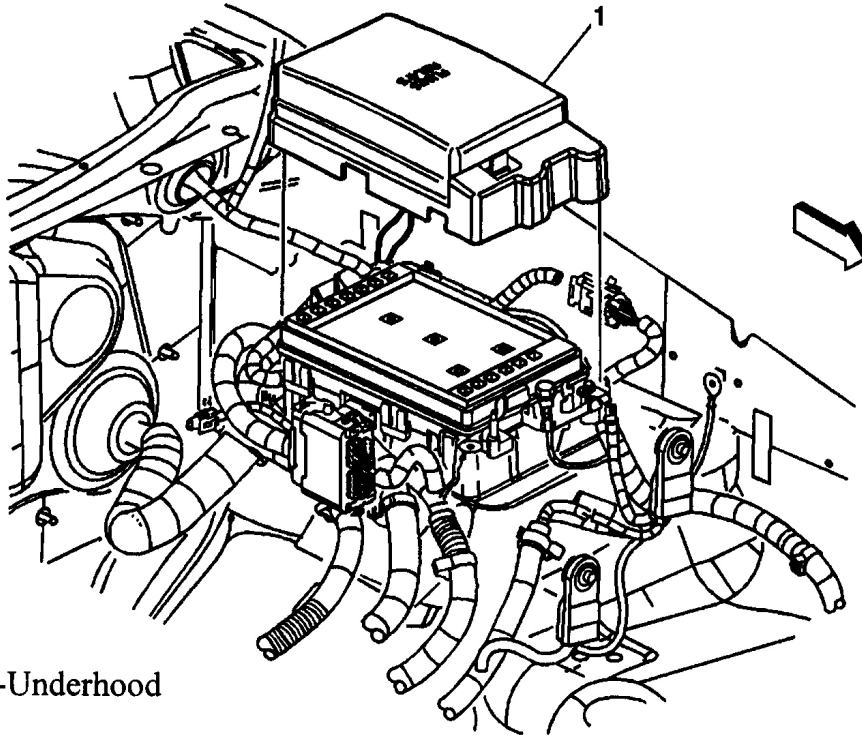
2006 Buick Rainier

2006 GENERAL MOTORS Envoy, Envoy XL, Rainier & TrailBlazer

C203 (Yellow, 4 Pin)	side of dash. See Fig. 104 .
C204 (Black, 4 Pin)	At rear blower motor. See Fig. 134 .
C225	On brake pedal assembly. See Fig. 61 .
C275 (4 Pin)	At steering column.
C300 (Black, 8 Pin)	Right of floor shifter.
C301 (Black, 8 Pin)	I/P harness to body harness, under carpet, rear floor area.
C304 (Black, 16 Pin)	I/P harness to body harness, under carpet, rear floor area. See Fig. 155 .
C305 (Black, 16 Pin)	Overhead console harness to headliner harness, inside upper console. See Fig. 67 .
C306 (Black, 6 Pin)	Body harness to headliner harness, under carpet, at rear floor area. See Fig. 150 .
C307 (Gray, 18 Pin)	Beneath lower console. See Fig. 21 .
C308 (Black, 6 Pin)	Headliner harness to sun roof harness, above left rear door. See Fig. 93 .
C309 (Black, 10 Pin)	Console harness to body harness, under lower rear console, near C307. See Fig. 21 .
C310 (Black, 2 Pin)	Chassis harness to engine harness, near transfer case. See Fig. 34 .
C311 (Black, 10 Pin)	Body harness to seat harness, lower front of driver's seat. See Fig. 106 .
C312 (Black, 16 Pin)	Seat harness to seat back harness, under driver's seat. See Fig. 106 .
C313 (Black, 6 Pin)	Seat harness to seat motor harness, under driver's seat. See Fig. 106 .
C314 (Black, 10 Pin)	Body harness to seat harness, lower front of passenger seat. See Fig. 106 .
C315 (Black, 16 Pin)	Seat harness to seat back harness, under passenger seat. See Fig. 106 .
C316 (Gray, 8 Pin)	Under passenger seat, main seat harness to seat motors. See Fig. 106 .
C317 (2 Pin)	Under driver's seat pretensioner.
C318 (2 Pin)	Under passenger's seat pretensioner.
C401 (12 Pin)	Body harness to rear HVAC module harness, behind right rear body side panel. See Fig.

2006 Buick Rainier

2006 GENERAL MOTORS Envoy, Envoy XL, Rainier & TrailBlazer



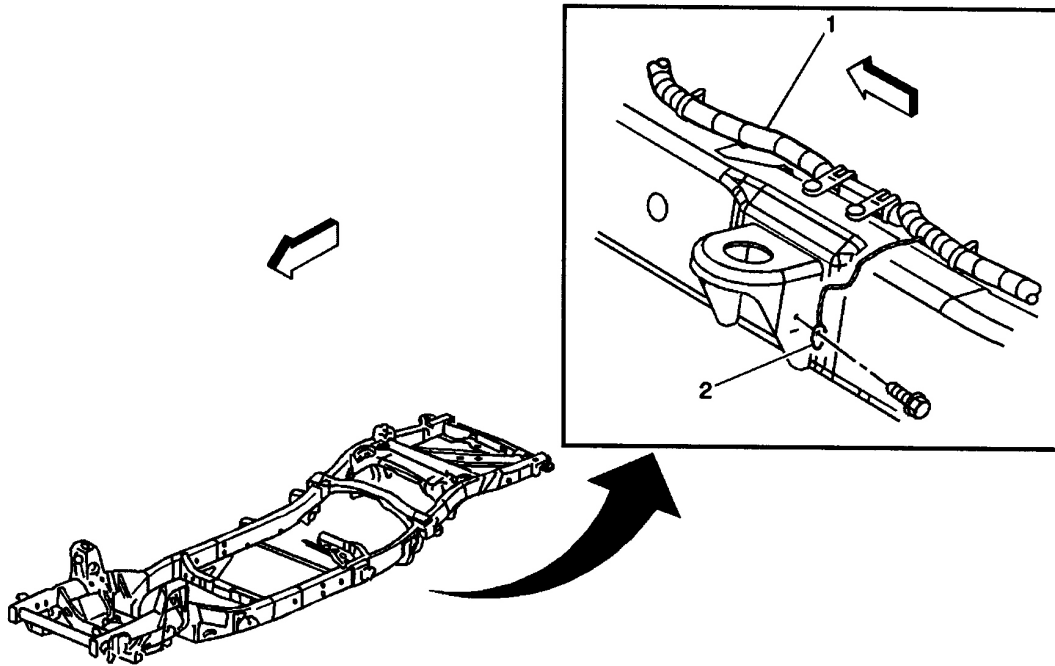
(1) Fuse Block-Underhood

G00261845

Fig. 1: Underhood Fuse Block
Courtesy of GENERAL MOTORS CORP.

2006 Buick Rainier

2006 GENERAL MOTORS Envoy, Envoy XL, Rainier & TrailBlazer



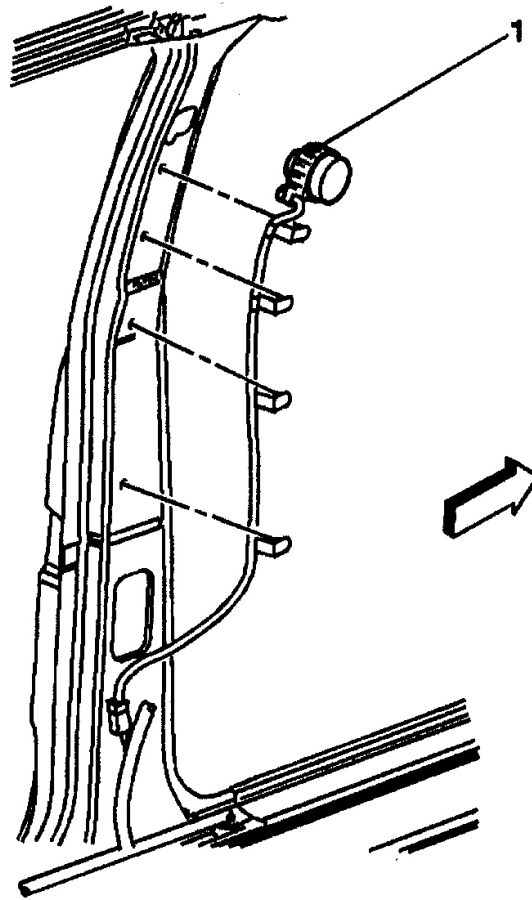
- (1) Chassis Harness
- (2) G305

G00261858

Fig. 9: Vehicle Frame
Courtesy of GENERAL MOTORS CORP.

2006 Buick Rainier

2006 GENERAL MOTORS Envoy, Envoy XL, Rainier & TrailBlazer



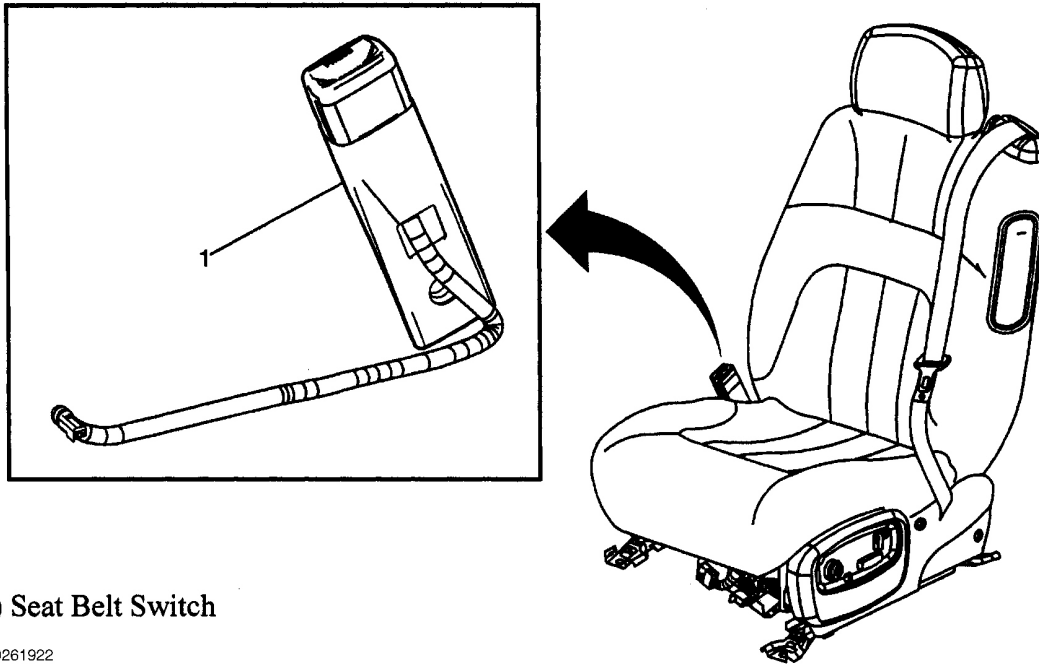
(1) Inside Air Temperature Sensor

G00261891

Fig. 29: Left "B" Pillar
Courtesy of GENERAL MOTORS CORP.

2006 Buick Rainier

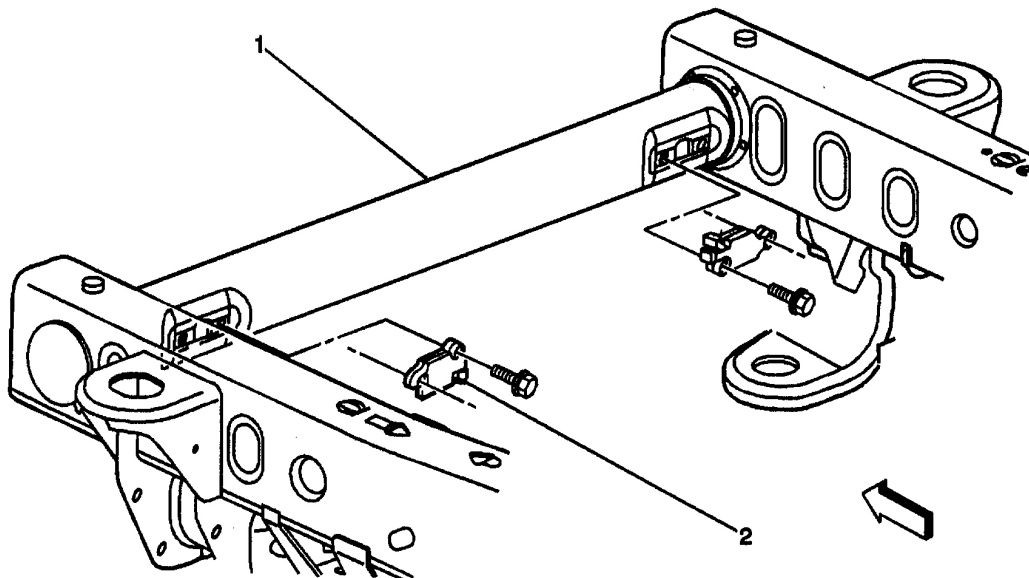
2006 GENERAL MOTORS Envoy, Envoy XL, Rainier & TrailBlazer



(1) Seat Belt Switch

G00261922

Fig. 53: Left Front Seat Assembly
Courtesy of GENERAL MOTORS CORP.



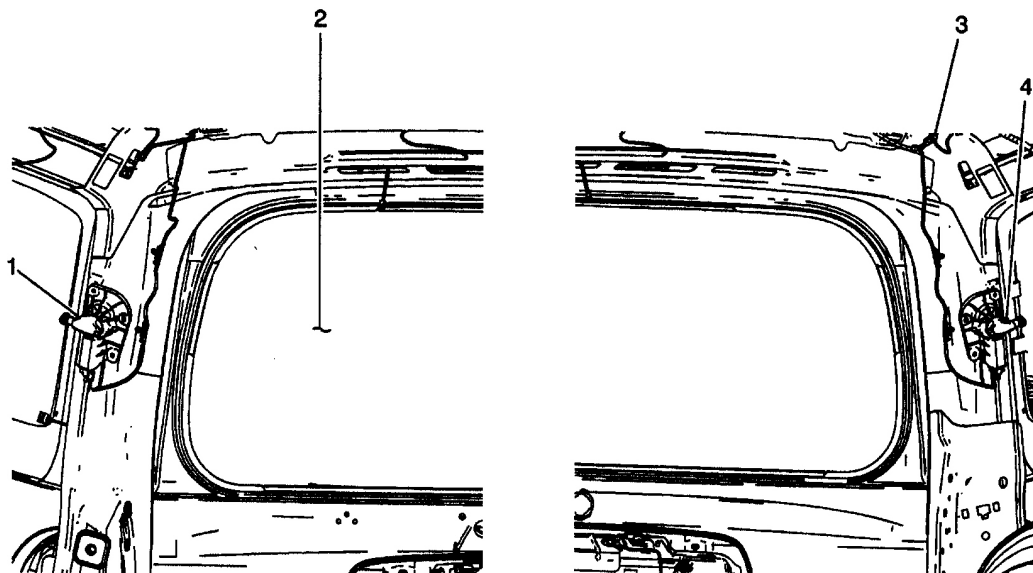
(1) Frame, Front

(2) Inflatable Restraint Electronic Frontal Sensor

G00261923

2006 Buick Rainier

2006 GENERAL MOTORS Envoy, Envoy XL, Rainier & TrailBlazer



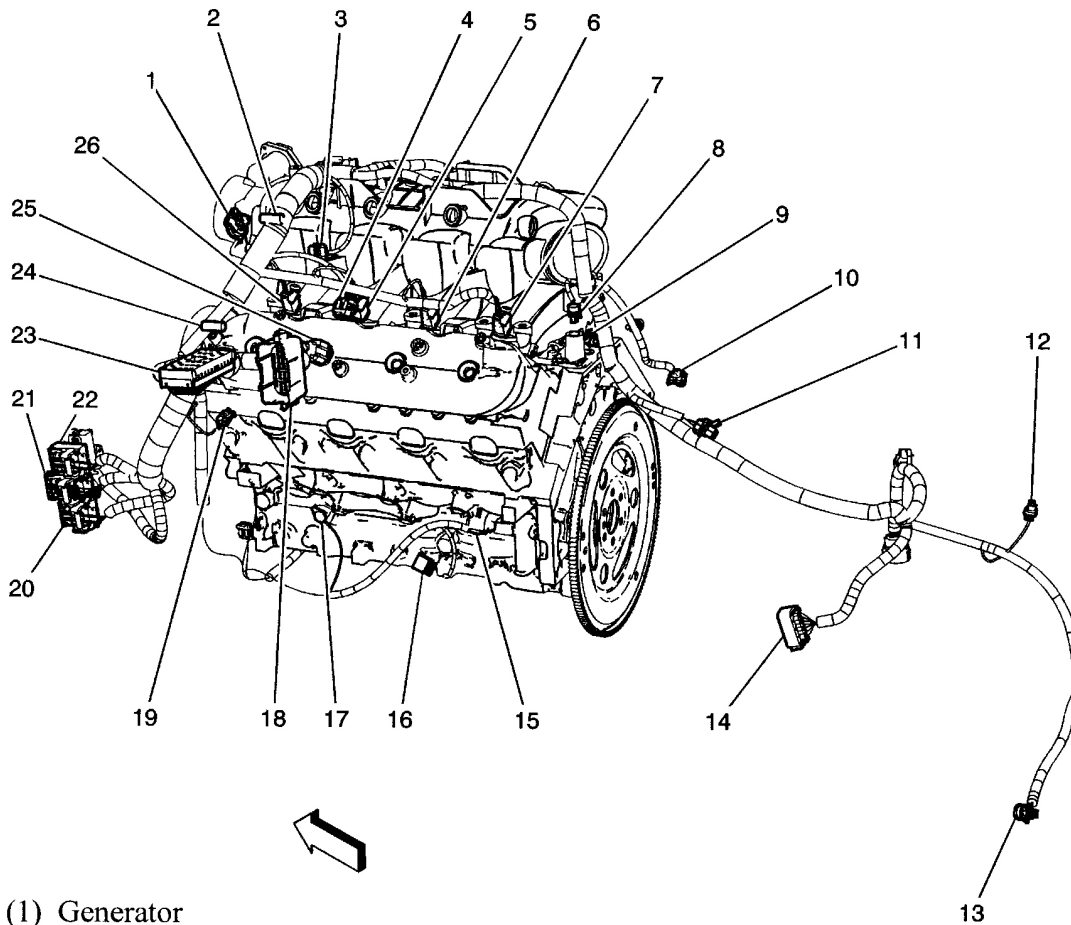
- (1) Quarter Glass Actuator - Right
- (2) Liftglass
- (3) Dome Lamp Harness
- (4) Quarter Glass Actuator - Left

G00261957

Fig. 77: Quarter Glass (Long Wheel Base, Except XUV)
Courtesy of GENERAL MOTORS CORP.

2006 Buick Rainier

2006 GENERAL MOTORS Envoy, Envoy XL, Rainier & TrailBlazer



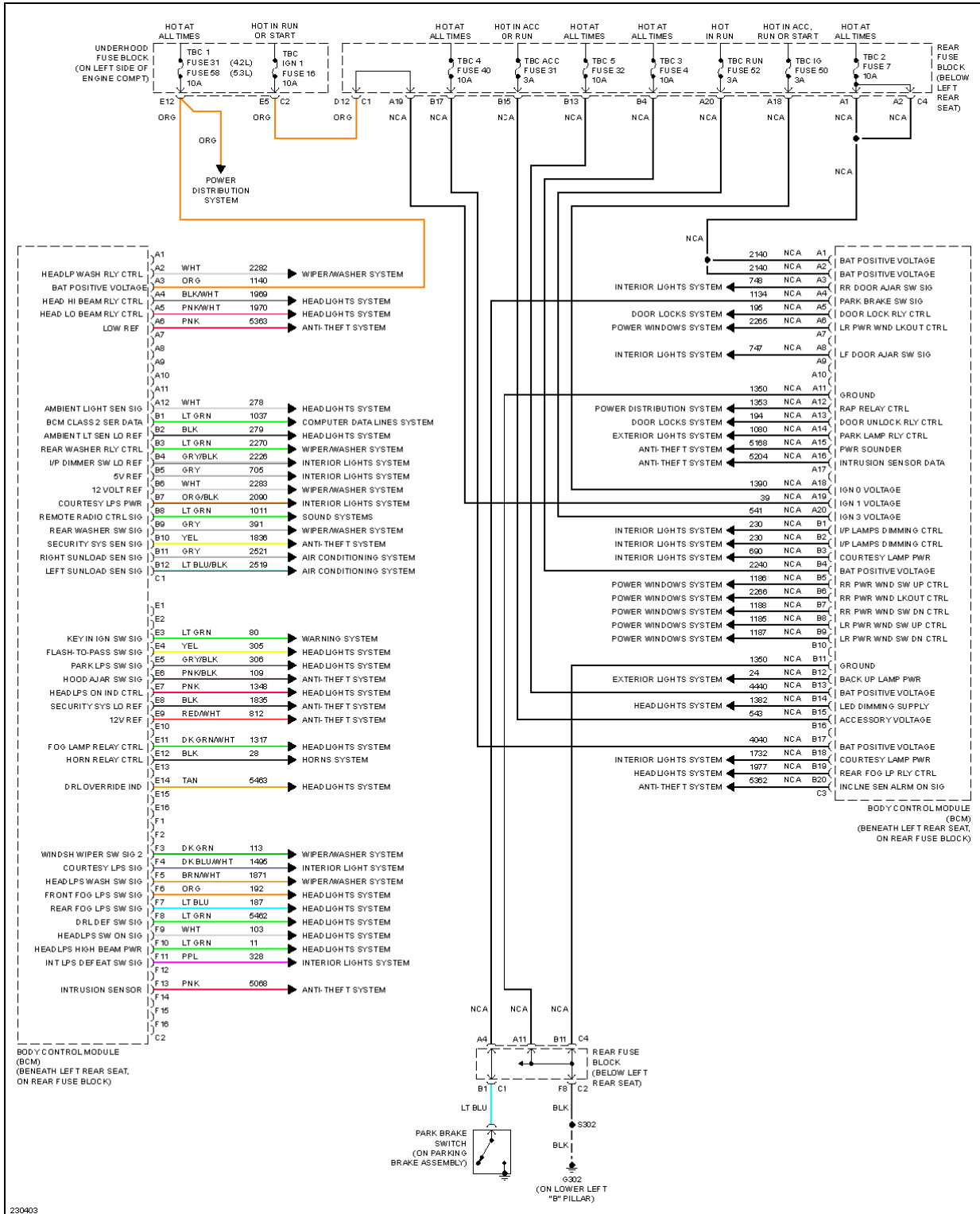
- (1) Generator
- (2) S112 (5.3L)
- (3) Evaporative Emission (EVAP) Canister Purge Solenoid
- (4) C109
- (5) Fuel Injector 3
- (6) Fuel Injector 5
- (7) Fuel Injector 7
- (8) Engine Oil Pressure (EOP) Sensor

G00421607

Fig. 140: Left Side Of Engine (5.3L/6.0L) (1 Of 2)
Courtesy of GENERAL MOTORS CORP.

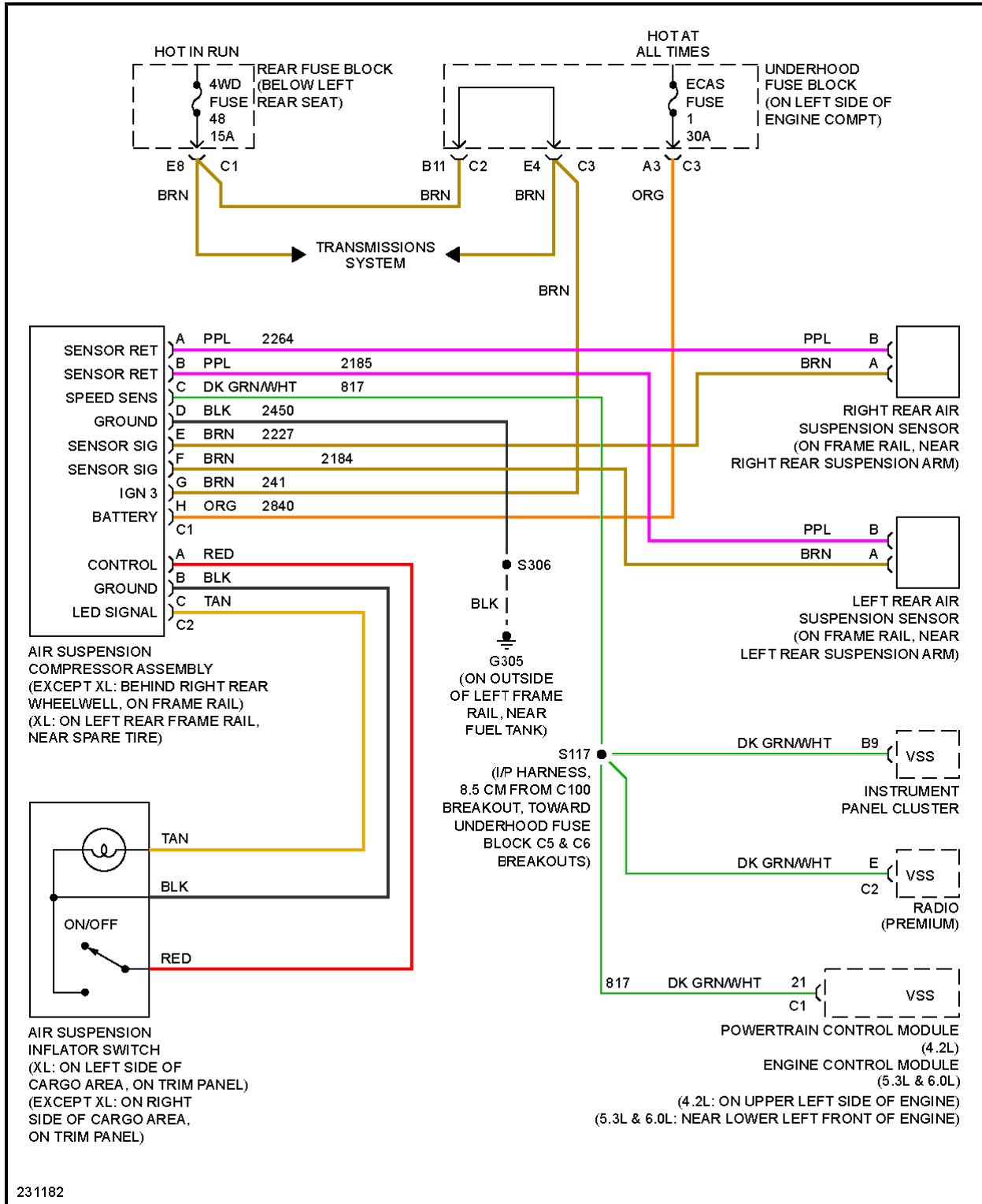
2006 Buick Rainier

2006 SYSTEM WIRING DIAGRAMS Buick - Rainier



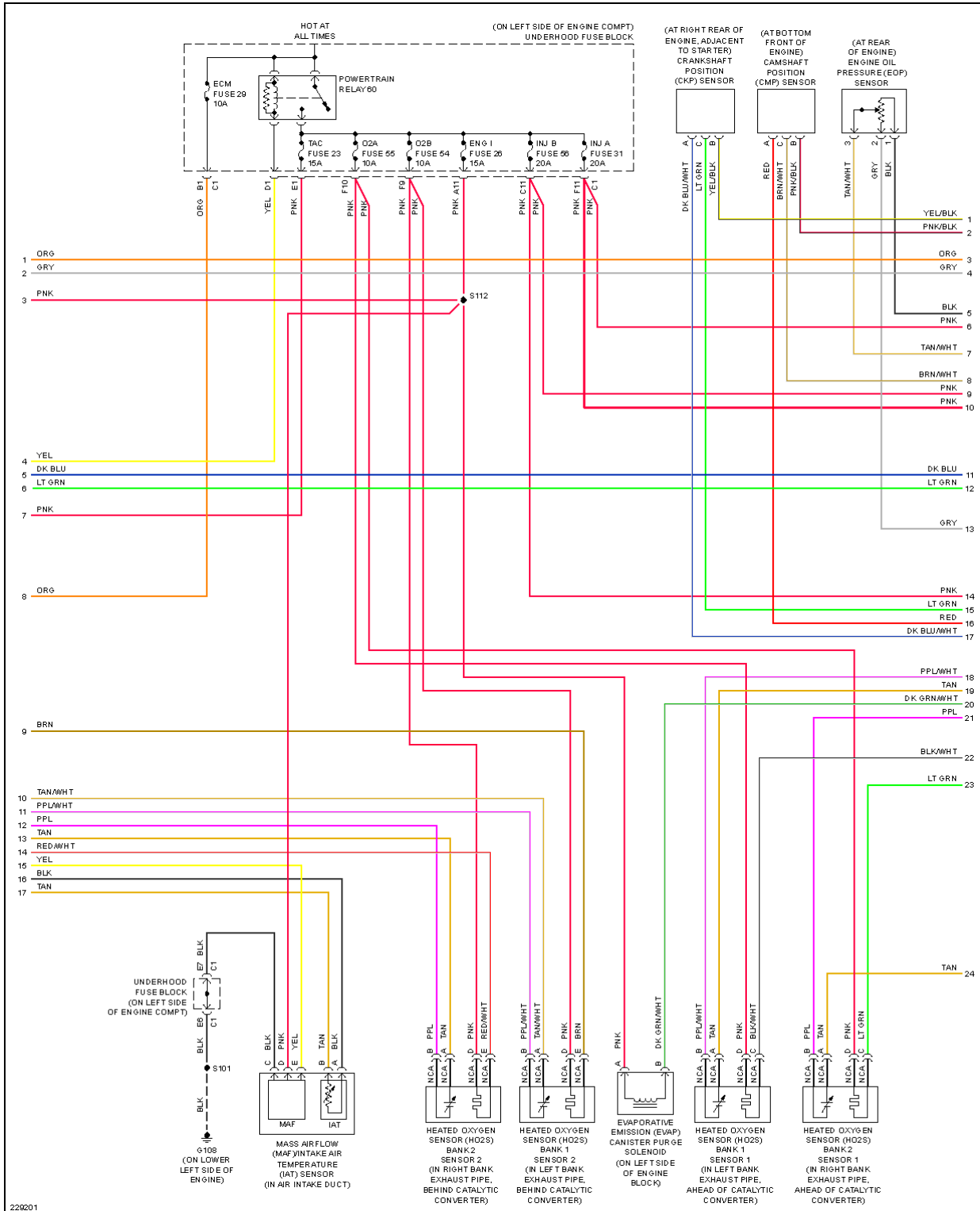
2006 Buick Rainier

2006 SYSTEM WIRING DIAGRAMS Buick - Rainier



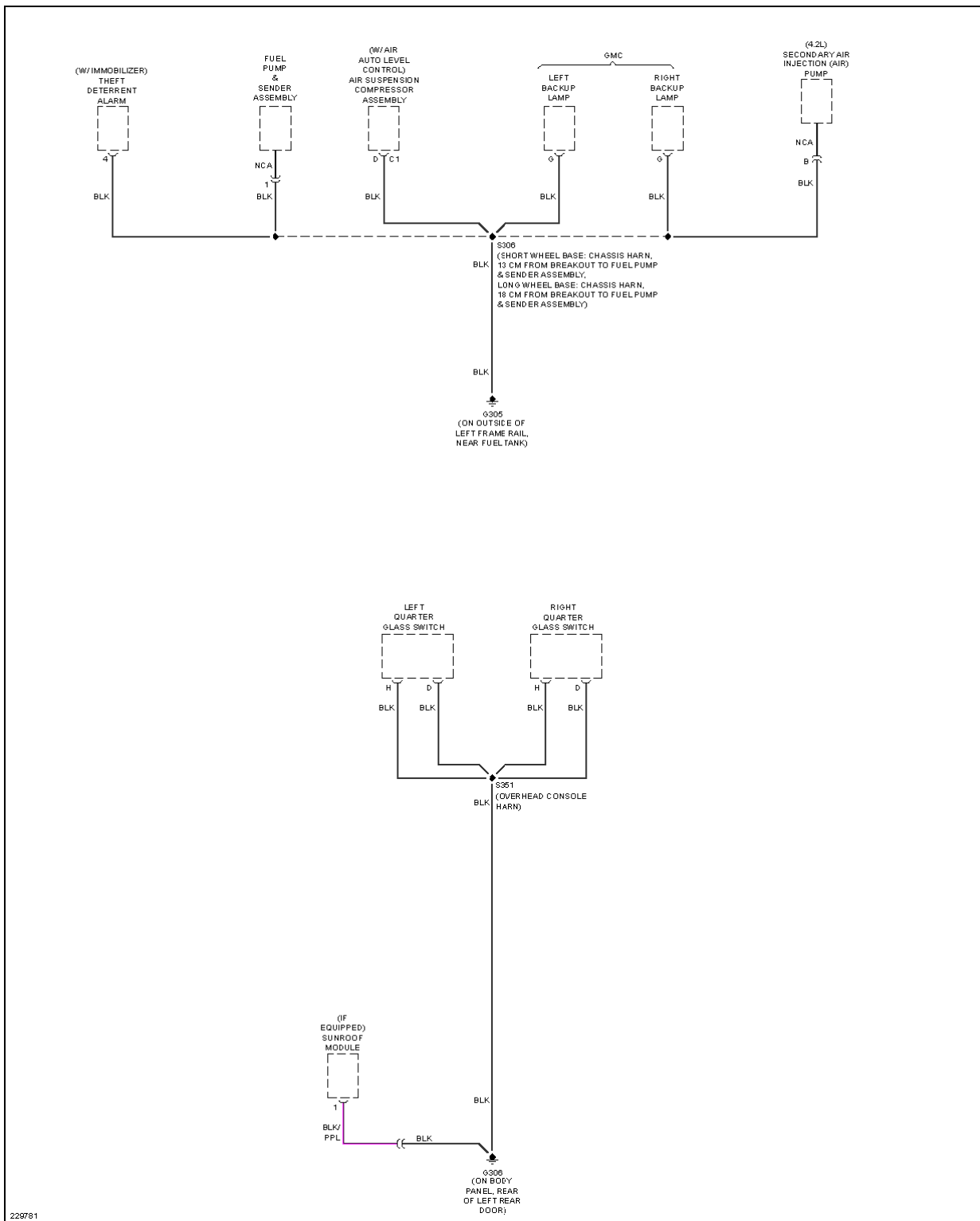
2006 Buick Rainier

2006 SYSTEM WIRING DIAGRAMS Buick - Rainier



2006 Buick Rainier

2006 SYSTEM WIRING DIAGRAMS Buick - Rainier



2006 Buick Rainier

2006 SYSTEM WIRING DIAGRAMS Buick - Rainier

