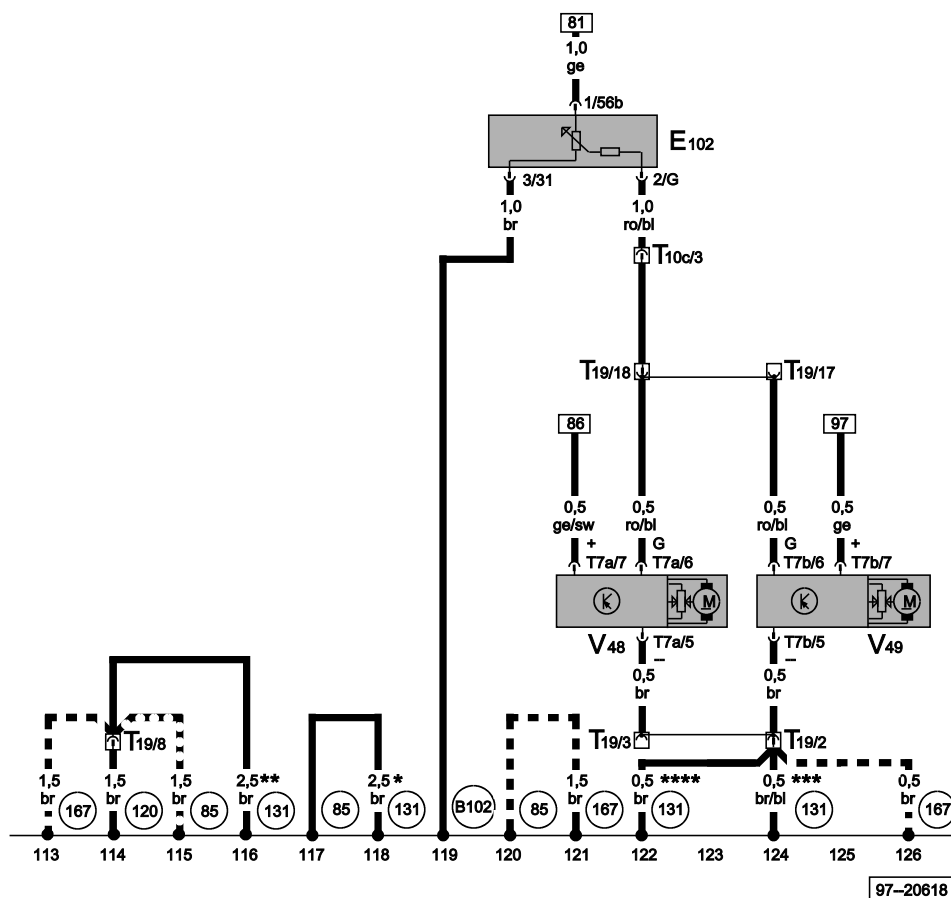



Battery, ignition/starter switch, X-contact relief relay, immobilizer

- A Battery
- B Starter
- D Ignition/starter switch
- D2 Immobilizer reader coil (01128)
- J... Injection system control unit, centre on bulkhead
- J59 X-contact relief relay
- J362 Immobilizer control unit, next to steering column
- S11 Fuse on fuse holder
- S163 Fuse 2 (30), on battery fuse holder
- S226 Fuse on fuse holder
- T3 3-pin connector, black, on immobilizer control unit
- T6 6-pin connector, black, on immobilizer control unit
- T10a 10-pin connector, green, near relay station
- T10d 10-pin connector, red, near relay station
- 1 Earth strap, battery - body
- 3 Earth strap, engine - body
- 76 Earth point, near selector mechanism
- 277 Earth connection 3, in interior wiring harness
- 500 Screw connection 1 (30), on relay plate
- B115 Positive connection, (30, central electrics), in interior wiring harness
- B135 Connection (15a), in interior wiring harness
- B149 Positive connection 2 (15a), in interior wiring harness

ws = white
sw = black
ro = red
br = brown
gn = green
bl = blue
gr = grey
li = purple
ge = yellow
or = orange
rs = pink



Headlight range control

- E102 Headlight range control regulator
- T7a 7-pin connector, black, near left headlight
- T7b 7-pin connector, black, near left headlight
- T10c 10-pin connector, blue, near relay station
- T19 19-pin connector, black, on front left in engine compartment
- V48 Left headlight range control motor
- V49 Right headlight range control motor

- 12 Earth point, on left in engine compartment
- 85 Earth connection 1, in engine compartment wiring harness
- 120 Earth connection 2, in headlight wiring harness
- 131 Earth connection 2, in engine compartment wiring harness
- 167 Earth connection 4, in engine compartment wiring harness
- B102 Earth connection, in front left interior wiring harness

- * Only models with a petrol engine
- ** Only models with a diesel engine
- *** Only engine codes AGD and AHG
- **** Not with engine codes AGD and AHG

<fo:exter Only automatic gearbox

nal-

graphic

src="/../

PDOC/

samba/

tools/

png-

convert/

out//slp/

ft_icons/

m_m_m3

.png"

content-

width="2

0pt"

scaling="

uniform"/

>

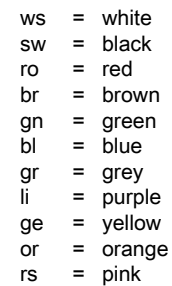
<fo:exter Only petrol engine models with manual gearbox

nal-

graphic

src="/../

ws = white

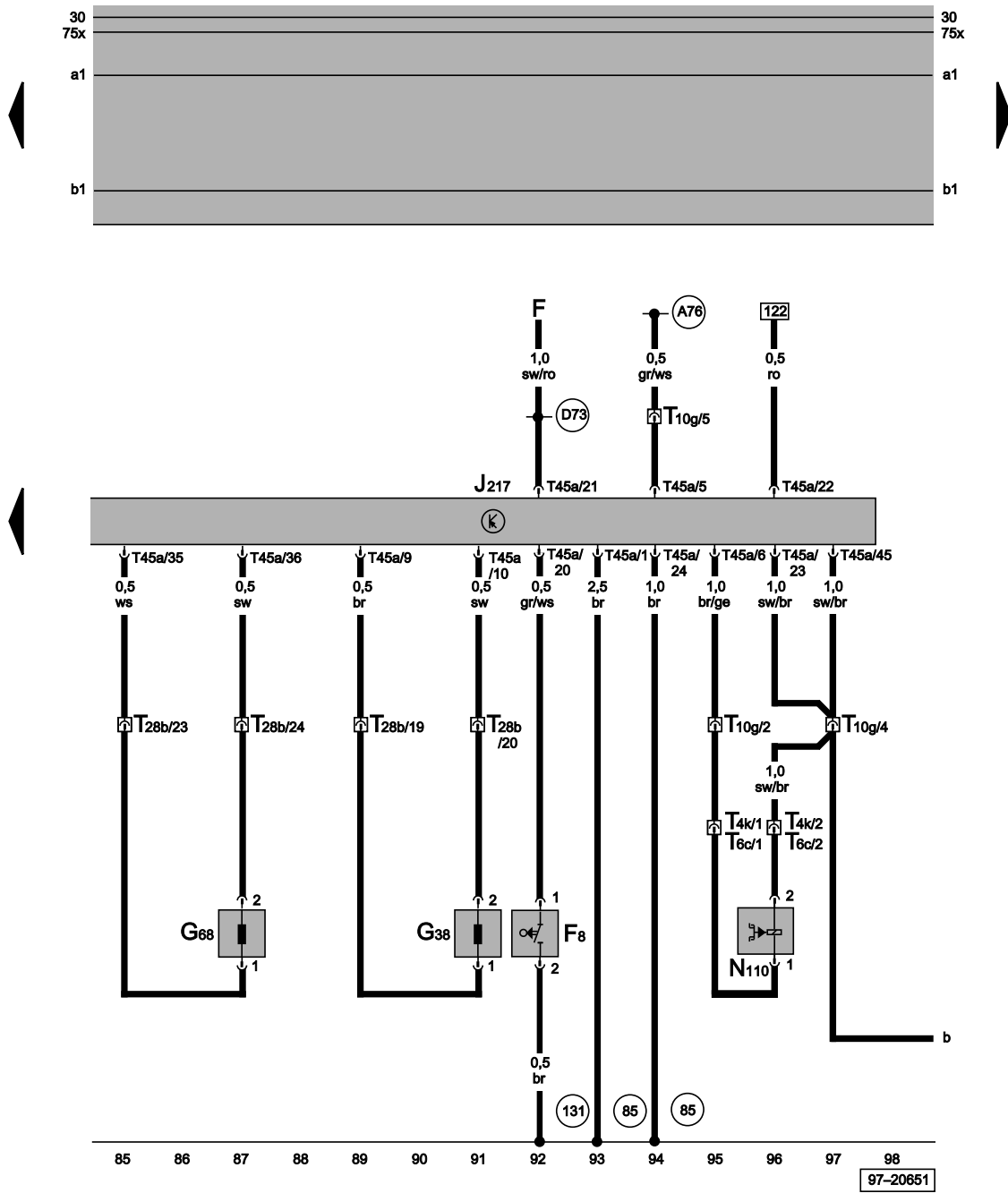


F	Brake light switch (00526)
F47	Brake pedal switch for diesel direct injection system
J248	Diesel direct injection system control unit, on right in plenum chamber
S20	Fuse on fuse holder
S21	Fuse on fuse holder
S227	Fuse on fuse holder
T10	10-pin connector, white, near relay station
T80	80-pin connector, black


- | | |
|------|--|
| 12 | Earth point, on left in engine compartment |
| 131 | Earth connection 3, in engine compartment wiring harness |
| 501 | Screw connection 2 (30), on relay plate |
| B150 | Positive connection 2 (30a), in interior wiring harness |
| F25 | Connection 1, in diesel direct injection system wiring harness |
| * | Only engine codes AGD and AHG |
| ** | Only engine code AEF |

Automatic gearbox control unit, road speed sender, gearbox speed sender, selector lever lock solenoid valve, kick-down switch

- F Brake light switch
- F8 Kick-down switch
- G38 Gearbox speed sender
- G68 Road speed sender
- J217 Automatic gearbox control unit
- N110 Selector lever lock solenoid
- T4k 4-pin connector, black, left-hand drive only
- T6c 6-pin connector, black, right-hand drive only
- T10g 10-pin connector, brown, near relay station
- T28b 28-pin connector, black, on gearbox
- T45a 45-pin connector, black
- 85 Earth connection -1-, in engine compartment wiring harness
- 131 Earth connection -2-, in engine compartment wiring harness
- A76 Connection (diagnosis wire K), in dash panel wiring harness
- D73 Positive connection (54), in engine compartment wiring harness



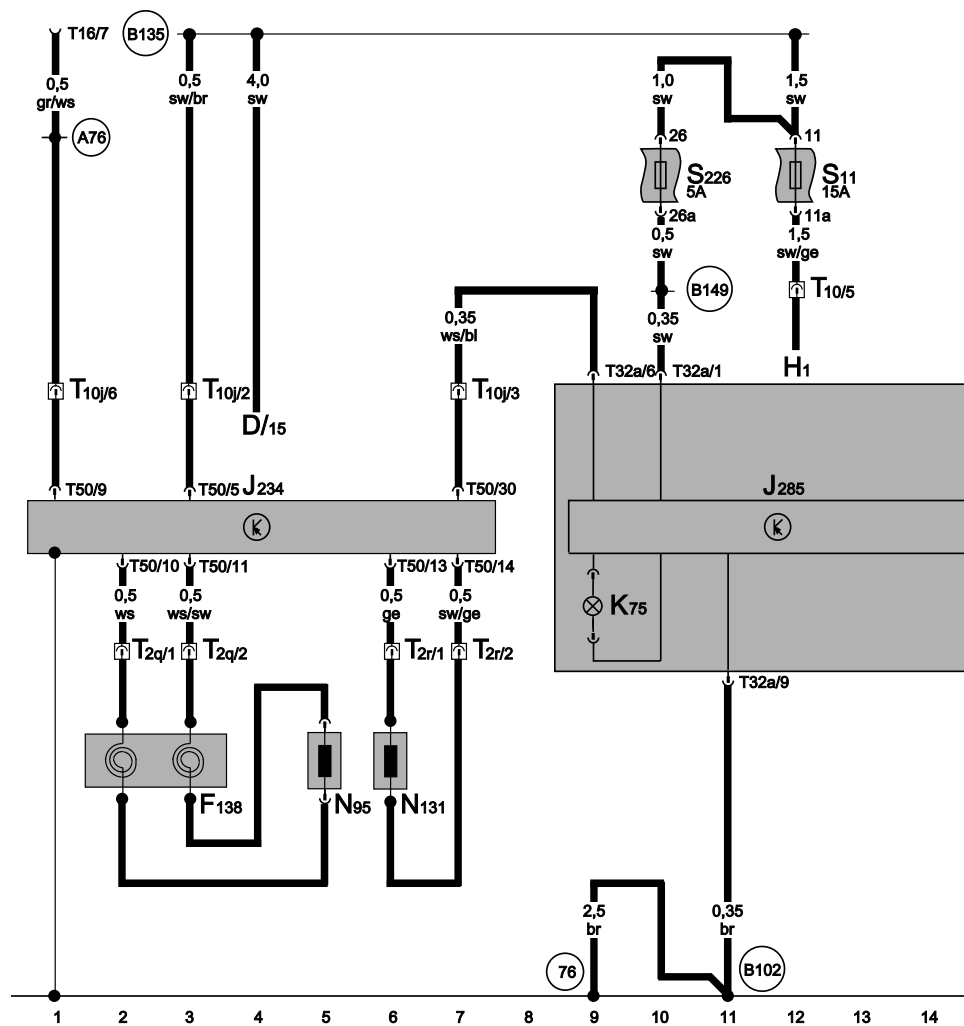
ws = white
 sw = black
 ro = red
 br = brown
 gn = green
 bl = blue
 gr = grey
 li = purple
 ge = yellow
 or = orange
 rs = pink



Airbag control unit, airbag warning lamp, airbag igniter, airbag coil connector, self-diagnosis connector

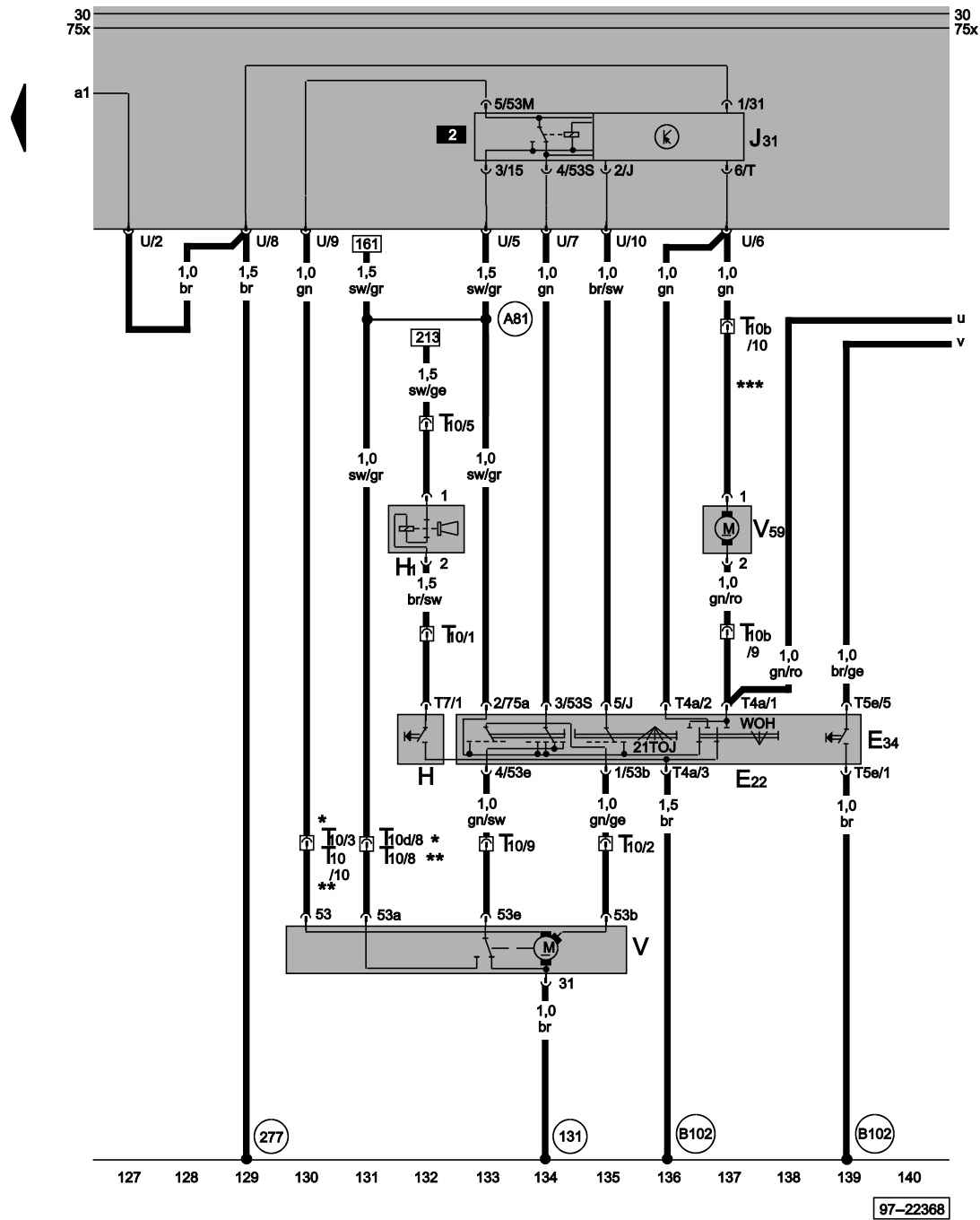
- D Ignition/starter switch
- F138 Coil spring for airbag
- H1 Horn
- J234 Airbag control unit, behind console
- J285 Control unit with display in dash panel insert
- K75 Airbag warning lamp
- N95 Airbag igniter, driver side
- N131 Airbag igniter 1, front passenger side
- S11 Fuse in relay plate fuse box
- S226 Fuse in fuse holder
- T2q 2-pin connector, black, behind steering column switch trim
- T2r 2-pin connector, black, right behind dash panel
- T10 10-pin connector, white, near relay station
- T10j 10-pin connector, yellow, near relay station
- T16 16-pin connector, self-diagnosis connection, right in glove compartment
- T32a 32-pin connector, blue
- T50 50-pin connector, black

- 76 Earth point, near selector mechanism
- A76 Connection (diagnosis wire K), in dash panel wiring harness
- B102 Earth connection, in front left interior wiring harness
- B135 Connection (15a), in interior wiring harness
- B149 Positive connection -2- (15a), in interior wiring harness



- ws = white
- sw = black
- ro = red
- br = brown
- gn = green
- bl = blue
- gr = grey
- li = purple
- ge = yellow
- or = orange
- rs = pink

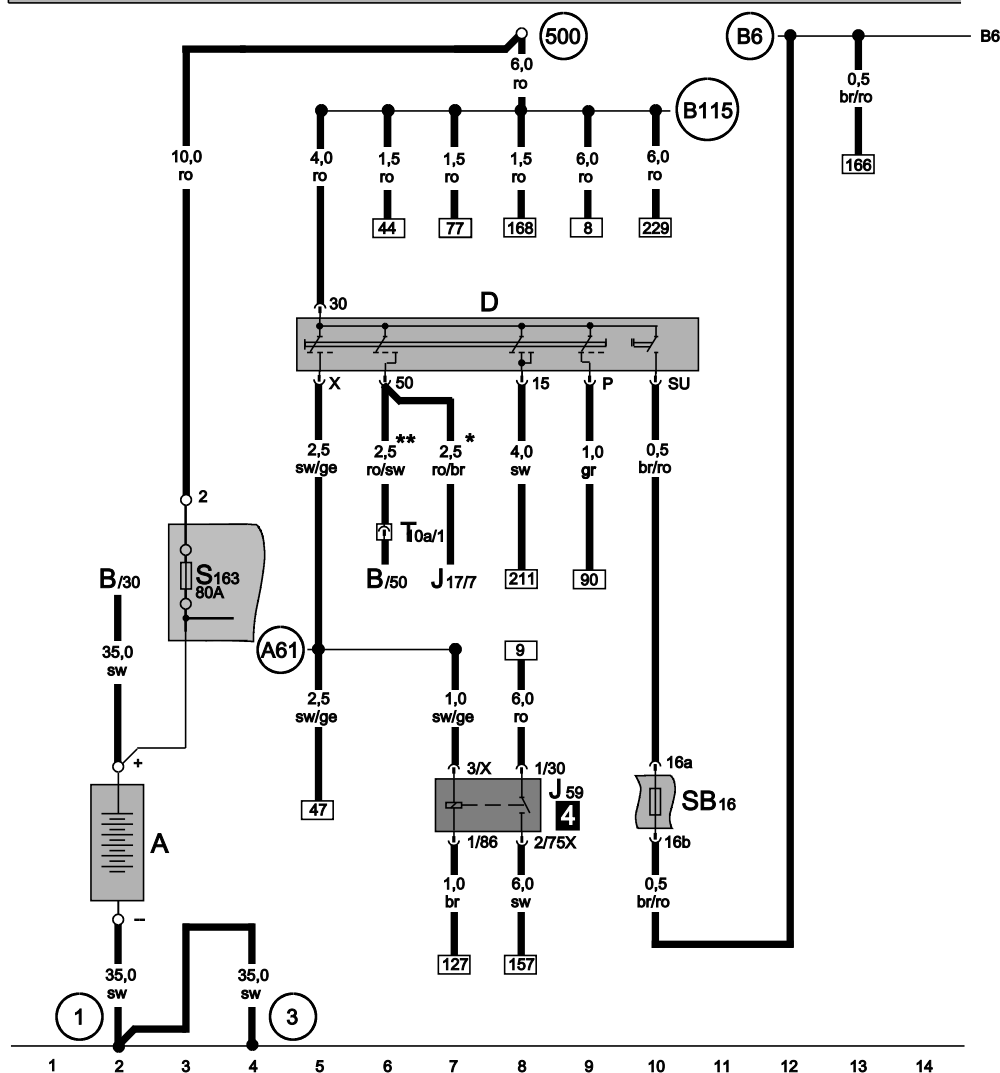
97-21847



Intermittent wiper switch, wiper motor, front and rear washer pump, intermittent wash and wipe relay, horn

- E22 Intermittent wiper switch
- E34 Rear wiper switch
- H Horn plate
- H1 Horn
- J31 Automatic intermittent wash and wipe relay
- T4a 4-pin connector, black, behind steering column switch trim
- T5e 5-pin connector, black, behind steering column switch trim
- T7 7-pin connector, black, behind steering column switch trim
- T10 10-pin connector, white, near relay station
- T10b 10-pin connector, black, near relay station
- T10d 10-pin connector, red, near relay station
- V Windscreen wiper motor
- V59 Windscreen and rear window washer pump
- 131 Earth connection 2, in engine compartment wiring harness
- 277 Earth connection 3, in interior wiring harness
- A81 Connection 2 (X), in dash panel wiring harness
- B102 Earth connection, in front left interior wiring harness
- * Only models with a petrol engine
- ** Only models with a diesel engine
- *** Not with headlight washer system

ws = white
 sw = black
 ro = red
 br = brown
 gn = green
 bl = blue
 gr = grey
 li = purple
 ge = yellow
 or = orange
 rs = pink



ws = white
 sw = black
 ro = red
 br = brown
 gn = green
 bl = blue
 gr = grey
 li = purple
 ge = yellow
 or = orange
 rs = pink

Battery, ignition/starter switch, X-contact relief relay

- A Battery
- B Starter
- D Ignition/starter switch
- J17 Fuel pump relay
- J59 X-contact relief relay
- SB16 Fuse 16 on fuse holder
- S163 Fuse 2 (30), on battery fuse holder
- T10a 10-pin connector, green, near relay station

- 1 Earth strap, battery - body
- 3 Earth strap, engine - body
- 500 Screw connection 1 (30), on relay plate
- A61 Positive connection (X), in instrument panel wiring harness
- B6 Connection (s), in steering column switch wiring harness
- B115 Positive connection, (30, central electrics), in interior wiring harness

- * Only models with petrol engine
- ** Only models with diesel engine

1.0 I/37 kW Motronic, engine codes ALD, AUC

From October 1999

1.4 I/40 kW Motronic, engine codes AKP

1.4 I/44 kW Motronic, engine codes AKK, ANW, AUD

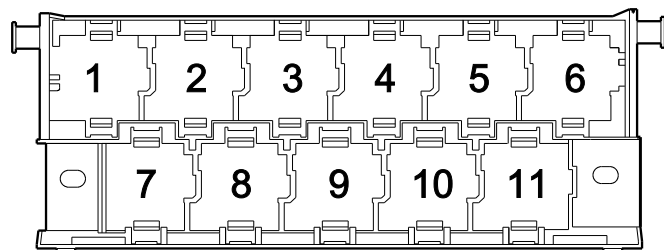
From October 1999

1.0 I/37 kW Motronic, engine codes ALD, from October 1999

1.4 I/44 kW Motronic, engine codes AKK, from October 1999

1.4 I/40 kW Motronic, engine codes AKP, from October 1999

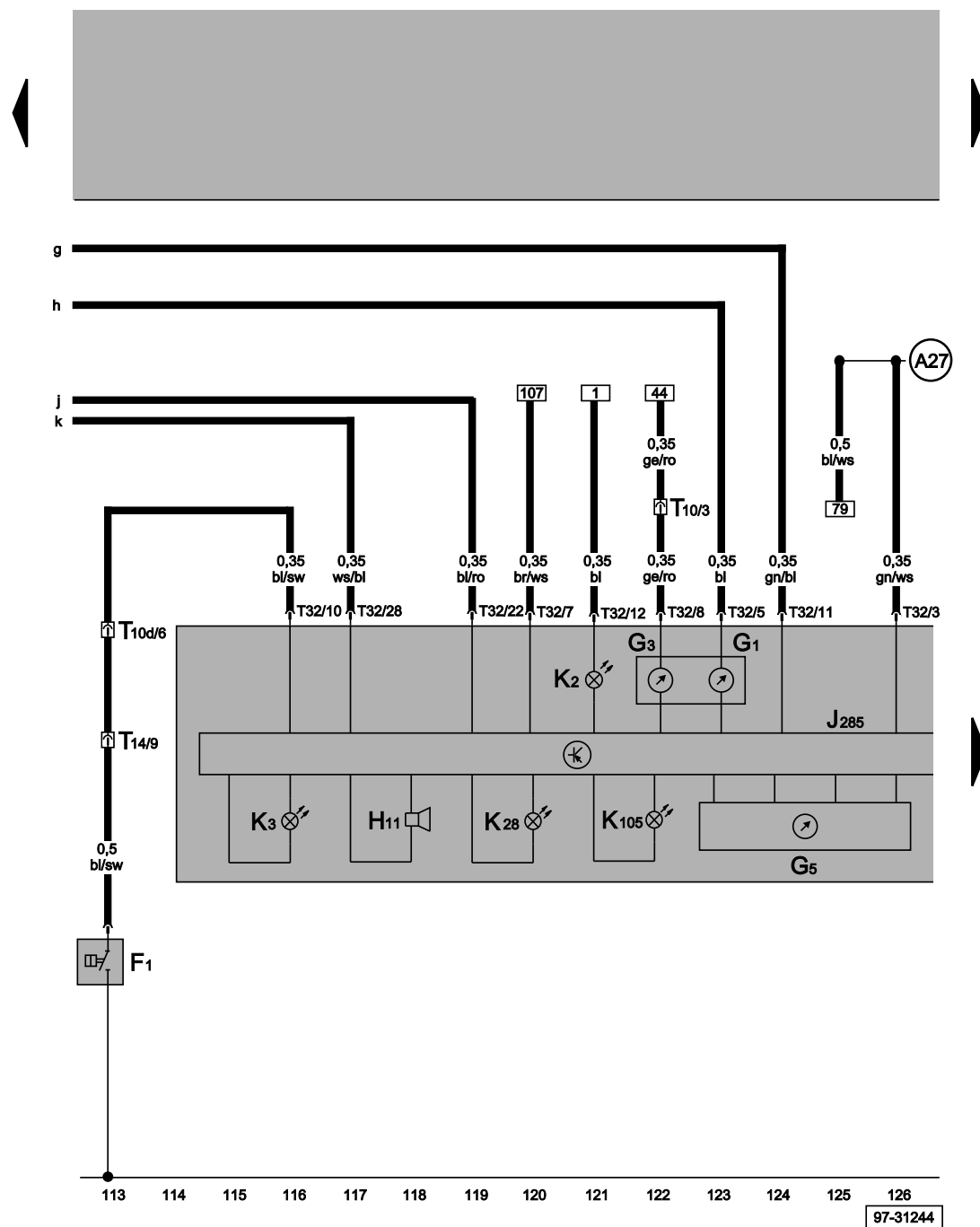
For alternatives to relay and fuse positions as well as multi-pin connector wiring - see "Fitting locations" section.



97-22850

Fuse colours

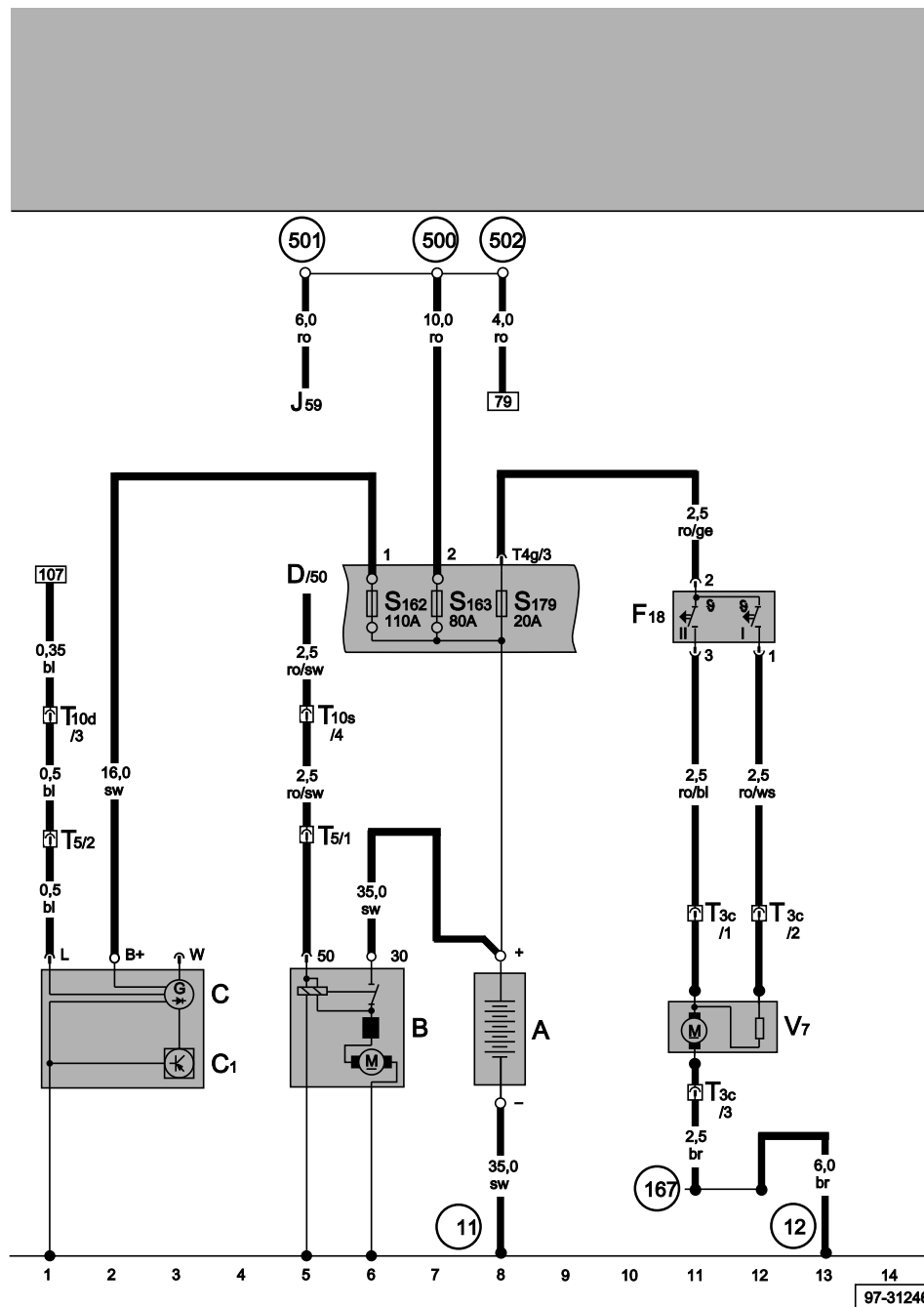
- 30 A - green
- 25 A - white
- 20 A - yellow
- 15 A - blue
- 10 A - red
- 7.5 A - brown
- 5 A - beige
- 3 A - purple



Dash panel insert, oil pressure warning, coolant temperature gauge, fuel gauge, rev. counter, warning lamps

- F1 Oil pressure switch
- G1 Fuel gauge
- G3 Coolant temperature gauge
- G5 Rev. counter
- H11 Oil pressure warning buzzer
- J285 Control unit with display in dash panel insert
- K2 Alternator warning lamp
- K3 Oil pressure warning lamp
- K28 Coolant temperature/coolant shortage warning lamp
- K105 Reserve fuel warning lamp
- T10 10-pin connector, white, connector point under relay carrier
- T10d 10-pin connector, red, connector point under relay carrier
- T14 14-pin connector, black, on cylinder head, left
- T32 32-pin connector, blue
- A27 Connection (speed signal), in dash panel wiring harness

ws = white
 sw = black
 ro = red
 br = brown
 gn = green
 bl = blue
 gr = grey
 li = purple
 ge = yellow
 or = orange
 rs = pink



Battery, alternator, voltage regulator, starter, radiator fan thermo-switch, radiator fan

- A Battery
- B Starter
- C Alternator
- C1 Voltage regulator
- D Ignition/starter switch
- F18 Radiator fan thermo-switch
- J59 X contact relief relay
- S162 Fuse -1- (30), in fuse box/battery
- S163 Fuse -2- (30), in fuse box/battery
- S179 Fuse -7- (30), in fuse box/battery
- T3c 3-pin connector
- T4g 4-pin connector, black
- T5 5-pin connector
- T10d 10-pin connector, red, connector point under relay carrier
- T10s 10-pin connector, light green, connector point under relay carrier
- V7 Radiator fan

- 1 Earth strap, battery - body
- 12 Earth point, in engine compartment, left
- 167 Earth connection -4-, in engine compartment wiring harness
- 500 Screw connection -1- (30), on relay plate
- 501 Screw connection -2- (30), on relay plate
- 502 Screw connection -3- (30), on relay plate

- ws = white
- sw = black
- ro = red
- br = brown
- gn = green
- bl = blue
- gr = grey
- li = purple
- ge = yellow
- or = orange
- rs = pink

Anti-lock brake system (ABS) with electronic differential lock (EDL)

- ⇒ 1.4 litre/55 kW Turbo diesel engine with unit injectors, engine codes AMF
- ⇒ 1.7 litre/42 kW Naturally aspirated diesel, engine codes AHG
- ⇒ 1.7 litre/44 kW Naturally aspirated diesel, engine codes AKU
- ⇒ 1.9 litre/47 kW Naturally aspirated diesel, engine codes AGD

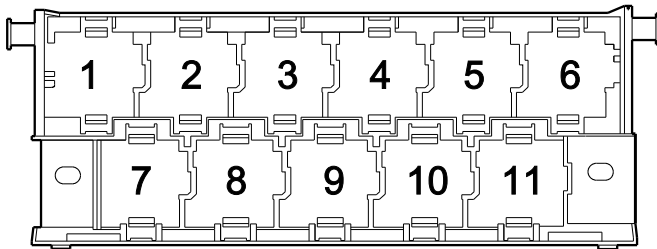
From October 1999

Anti-lock brake system (ABS) with electronic differential lock (EDL)

- ⇒ 1.9 litre/47 kW Naturally aspirated diesel, engine codes ASX

From May 2000

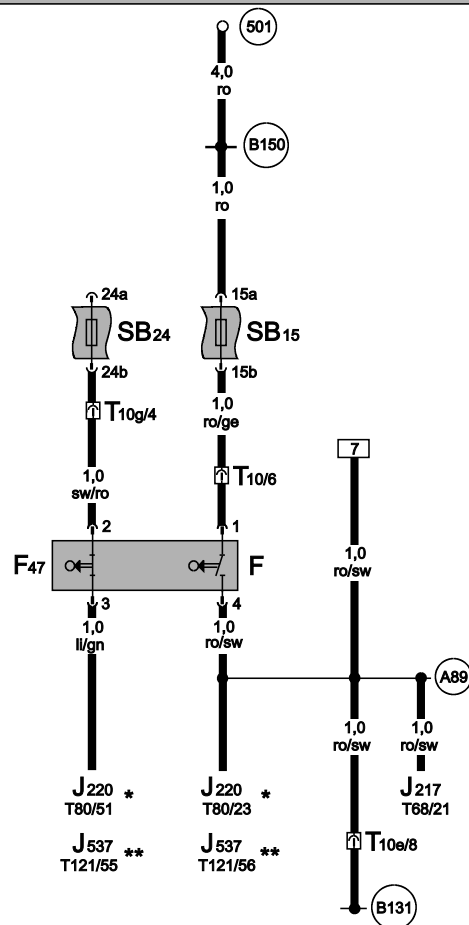
For alternatives to relay and fuse positions as well as multi-pin connector wiring - see "Fitting locations" section.



97-22850

Fuse colours

- 30 A - green
- 25 A - white
- 20 A - yellow
- 15 A - blue
- 10 A - red
- 7.5 A - brown
- 5 A - beige
- 3 A - lilac



Brake light switch

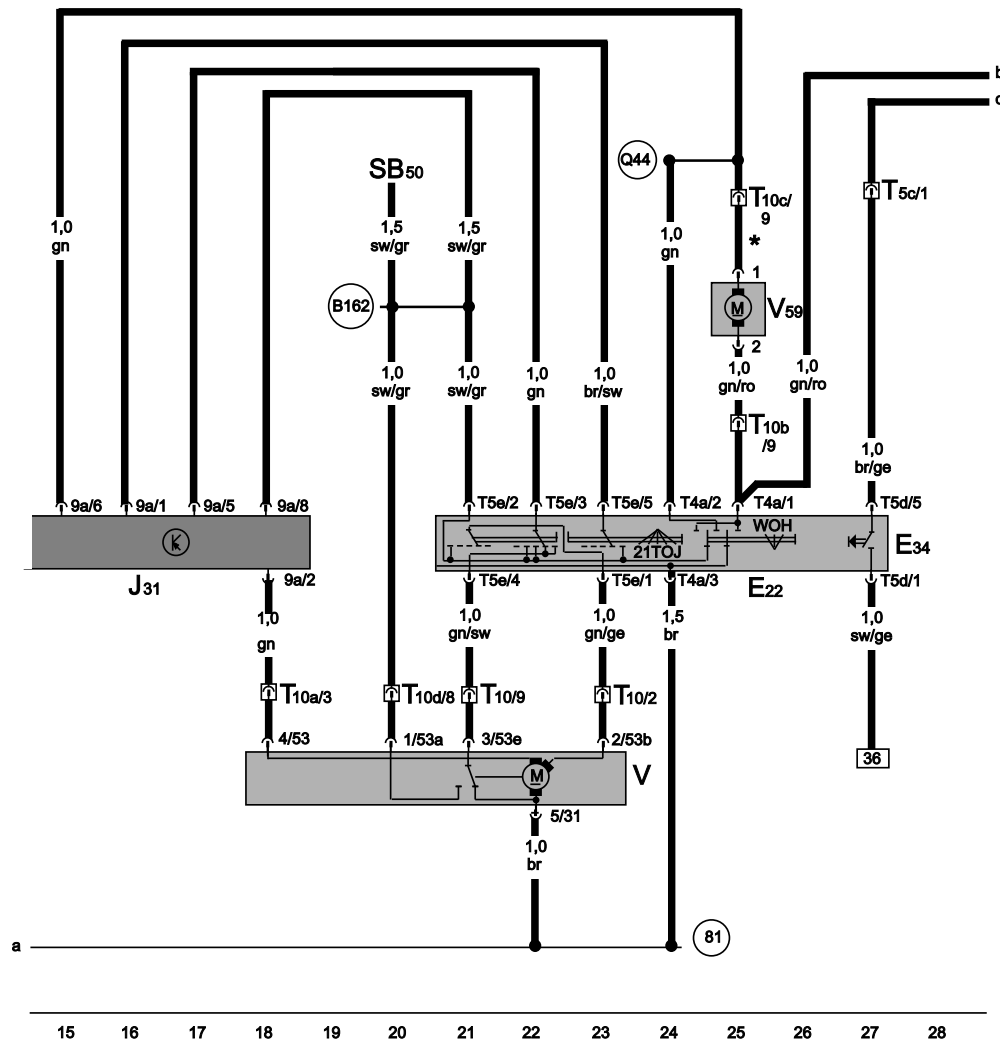
- F Brake light switch
- F47 Brake pedal switch
- J217 Automatic gearbox control unit, centre in plenum chamber
- J220 Motronic control unit
- J537 4LV injection system control unit
- SB15 Fuse 15 on fuse holder
- SB24 Fuse 24 on fuse holder
- T10 10-pin connector, white, near relay station
- T10e 10-pin connector, light pink, near relay station
- T10g 10-pin connector, brown, near relay station
- T80 80-pin connector
- T121 121-pin connector

- 501 Screw connection 2 (30), on relay plate
- A89 Connection 2 (54), in dash panel wiring harness
- B131 Connection (54), in interior wiring harness
- B150 Positive connection 2 (30a), in interior wiring harness
- * Only engine code ANW
- ** Only engine code AUA

- ws = white
- sw = black
- ro = red
- br = brown
- gn = green
- bl = blue
- gr = grey
- li = purple
- ge = yellow
- or = orange
- rs = pink

Intermittent wiper switch, windscreen wiper motor, windscreen and rear window washer pump, automatic intermittent wash/wipe relay

- E22 Intermittent wiper switch
- E34 Rear wiper switch
- J31 Automatic intermittent wash/wipe relay
- SB50 Fuse -50- in fuse box
- T4a 4-pin connector, black, behind steering column switch trim
- T5c 5-pin connector, black, in rear lid pre-wiring wiring harness
- T5d 5-pin connector
- T5e 5-pin connector
- T9a 9-pin connector, on automatic intermittent wash/wipe relay
- T10 10-pin connector, white, near relay station
- T10a 10-pin connector, green, near relay station
- T10b 10-pin connector, black, near relay station
- T10c 10-pin connector, blue, near relay station
- T10d 10-pin connector, red
- V Windscreen wiper motor
- V59 Windscreen and rear window washer pump
- 81 Earth connection -1-, in dash panel wiring harness
- B162 Connection (75a), in interior wiring harness
- Q44 Connection -2-, in tailgate/bootlid wiring harness
- * Not with headlight washer system

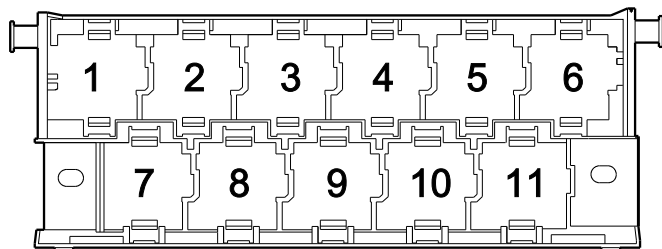


97-26409

Headlight washer system

From October 1999

For alternatives to relay and fuse positions as well as multi-pin connector wiring - see "Fitting locations" section.



97-22850

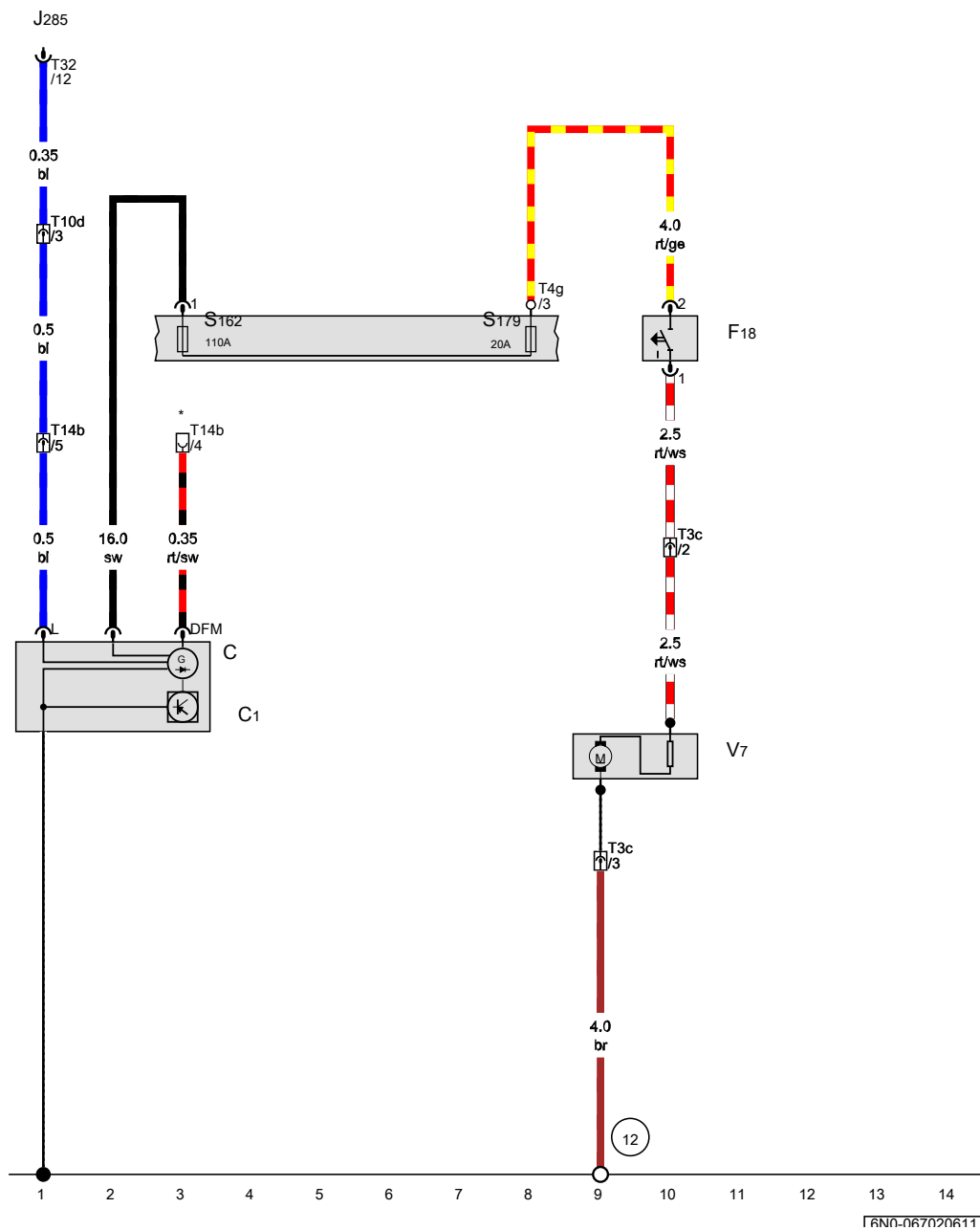
Fuse colours

30 A - green
 25 A - white
 20 A - yellow
 15 A - blue
 10 A - red
 7.5 A - brown
 5 A - beige
 3 A - lilac

Alternator, Radiator fan thermal switch, Radiator fan

- C Alternator
- C1 Voltage regulator
- F18 Radiator fan thermal switch
- J285 Control unit in dash panel insert
- S162 Fuse 1 (30), in battery fuse holder
- S179 Fuse 7 (30), in battery fuse holder
- T3c 3-pin connector
- T4g 4-pin connector
- T10d 10-pin connector
- T14b 14-pin connector
- T32 32-pin connector
- V7 Radiator fan

- 12 Earth point, on left in engine compartment
- * see applicable current flow diagram for engine



- ws = white
- sw = black
- ro = red
- br = brown
- gn = green
- bl = blue
- gr = grey
- li = purple
- ge = yellow
- or = orange
- rs = pink